

Installed Building Products, Inc.
Form DEF 14A
April 18, 2019
Table of Contents

UNITED STATES
SECURITIES AND EXCHANGE COMMISSION
Washington, D.C. 20549

SCHEDULE 14A INFORMATION
Proxy Statement Pursuant to Section 14(a) of the
Securities Exchange Act of 1934

Filed by the Registrant

Filed by a party other than the Registrant

Check the appropriate box:

Preliminary Proxy Statement

Confidential, For Use of the Commission Only (as permitted by Rule 14a-6(e)(2))

Definitive Proxy Statement

Definitive Additional Materials

Soliciting Material Pursuant to § 240.14a-12

INSTALLED BUILDING PRODUCTS, INC.

(Name of Registrant as Specified In Its Charter)

(Name of Person(s) Filing Proxy Statement, if Other than the Registrant)

Payment of Filing Fee (Check the appropriate box):

Table of Contents

No fee required.

Fee computed on table below per Exchange Act Rules 14a-6(i)(1) and 0-11.

- (1) Title of each class of securities to which transaction applies:

- (2) Aggregate number of securities to which transaction applies:

- (3) Per unit price or other underlying value of transaction computed pursuant to Exchange Act Rule 0-11 (set forth the amount on which the filing fee is calculated and state how it was determined):

- (4) Proposed maximum aggregate value of transaction:

- (5) Total fee paid:

Fee paid previously with preliminary materials.

Check box if any part of the fee is offset as provided by Exchange Act Rule 0-11(a)(2) and identify the filing for which the offsetting fee was paid previously. Identify the previous filing by registration statement number, or the Form or Schedule and the date of its filing.

- (1) Amount Previously paid:

- (2) Form, Schedule or Registration Statement No.:

- (3) Filing Party:

(4) Date Filed:

Table of Contents

Installed Building Products

Proxy Statement for

2019 Annual Meeting

of Stockholders

2018 Annual Report

Notice of Annual Meeting of Stockholders

Thursday, May 30, 2019

Table of Contents

INSTALLED BUILDING PRODUCTS, INC.

495 SOUTH HIGH STREET, SUITE 50

COLUMBUS, OHIO 43215

Notice of Annual Meeting of Stockholders to be held on May 30, 2019

The 2019 Annual Meeting of Stockholders (the Annual Meeting) of Installed Building Products, Inc. will be held on Thursday, May 30, 2019 at 10:00 a.m. Eastern Time. The Annual Meeting will be conducted as a virtual meeting by means of a live webcast.

The Annual Meeting is being held for the following purposes:

1. To elect Jeffrey W. Edwards, Lawrence A. Hilsheimer and Janet E. Jackson as directors to serve for three-year terms;
2. To ratify the appointment of Deloitte & Touche LLP as our independent registered public accounting firm for 2019;
3. To approve, on an advisory basis, the compensation of our named executive officers; and
4. To transact any other business that may properly come before the Annual Meeting or any adjournment thereof.

The Board of Directors has fixed the close of business on April 4, 2019 as the record date for determining stockholders entitled to receive notice of and to vote at the Annual Meeting and any adjournment of the Annual Meeting.

On or about April 18, 2019, we will mail a Notice of Internet Availability of Proxy Materials to our stockholders of record as of the record date. The notice contains instructions on how you can obtain internet access to our Proxy Statement and our Annual Report, which includes our Annual Report on Form 10-K for the 2018 fiscal year. The notice also contains instructions on how you can request a paper copy of the proxy materials, including a form of proxy.

By Order of the Board of Directors
Shelley A. McBride
General Counsel and Secretary

Columbus, Ohio

April 18, 2019

Table of Contents

Your vote is important. Whether or not you plan to attend the Annual Meeting, please vote as promptly as possible to ensure your representation at the Annual Meeting. In order to vote, you must have the Control Number included on your Notice, your proxy card or your Annual Meeting registration confirmation. You may vote in any of the following ways:

Table of Contents

INSTALLED BUILDING PRODUCTS, INC.

Table of Contents

<u>FREQUENTLY ASKED QUESTIONS</u>	2
<u>PROPOSAL 1 ELECTION OF DIRECTORS</u>	7
<u>Overview</u>	7
<u>Director Nominees</u>	7
<u>Information Regarding the Director Nominees and Directors Continuing in Office</u>	8
<u>Required Vote and Recommendation of the Board</u>	12
<u>CORPORATE GOVERNANCE</u>	13
<u>Director Qualification and Board Diversity</u>	13
<u>Director Independence</u>	14
<u>Board Leadership Structure</u>	15
<u>Executive Sessions of the Board</u>	16
<u>Annual Board and Committee Self-Assessments</u>	16
<u>Role of the Board in Risk Oversight</u>	16
<u>Meetings of the Board and Director Attendance at Annual Meeting of Stockholders</u>	17
<u>Board Committees</u>	17
<u>Director Compensation</u>	20
<u>Director Stock Ownership Policy</u>	21
<u>Director Compensation Table</u>	21
<u>Insider Trading Policy and Hedging and Pledging Prohibition</u>	23
<u>Communication with Directors</u>	23
<u>Governance Materials on our Website</u>	23
<u>Corporate Responsibility</u>	24
<u>PROPOSAL 2 RATIFICATION OF APPOINTMENT OF INDEPENDENT REGISTERED PUBLIC ACCOUNTING FIRM</u>	26
<u>Overview</u>	26
<u>Fees Paid to Deloitte</u>	26
<u>Pre-Approval Policies and Procedures</u>	27
<u>Report of the Audit Committee</u>	27
<u>Required Vote and Recommendation of the Board</u>	28
<u>PROPOSAL 3 NON-BINDING ADVISORY VOTE ON EXECUTIVE COMPENSATION</u>	29

<u>Overview</u>	29
<u>Required Vote and Recommendation of the Board</u>	30
<u>EXECUTIVE OFFICERS AND CERTAIN SIGNIFICANT EMPLOYEES</u>	31
<u>COMPENSATION DISCUSSION & ANALYSIS</u>	36
<u>Compensation Committee Report</u>	36
<u>CD&A Table of Contents</u>	36
<u>Section 1 Executive Summary</u>	37
<u>Section 2 How We Determine Pay</u>	42
<u>Section 3 Elements of our Compensation Program</u>	45
<u>Section 4 What We Paid in 2018</u>	48
<u>Section 5 Other Compensation and Policies</u>	53
<u>EXECUTIVE COMPENSATION</u>	56

Table of Contents

<u>Executive Compensation Tables</u>	56
<u>Employment Agreements, Severance and Change in Control Benefits</u>	61
<u>Chief Executive Officer Pay Ratio</u>	63
<u>STOCK OWNERSHIP INFORMATION</u>	64
<u>Stock Ownership Table</u>	64
<u>Section 16(a) Beneficial Ownership Reporting Compliance</u>	66
<u>Securities Authorized for Issuance under Equity Compensation Plans</u>	67
<u>CERTAIN RELATIONSHIPS AND RELATED-PARTY TRANSACTIONS</u>	68
<u>Related-Party Transactions</u>	68
<u>Real Property Leases</u>	68
<u>Estimating Agreement</u>	69
<u>Share Repurchase</u>	69
<u>Policies and Procedures for Related-Party Transactions</u>	69
<u>STOCKHOLDER PROPOSALS FOR THE 2020 ANNUAL MEETING</u>	71
<u>ADDITIONAL INFORMATION</u>	72
<u>Householding of Proxy Materials</u>	72
<u>Incorporation by Reference</u>	72
<u>Availability of SEC Filings, Code of Ethics and Committee Charters</u>	72
<u>Use of Non-GAAP Financial Measures</u>	72
<u>OTHER MATTERS</u>	74

Table of Contents

Installed Building Products, Inc.

495 South High Street, Suite 50

Columbus, Ohio 43215

(614) 221-3399

**PROXY STATEMENT FOR THE 2019 ANNUAL MEETING OF
STOCKHOLDERS**

The 2019 Annual Meeting of Stockholders of Installed Building Products, Inc. (Annual Meeting) will be held on Thursday, May 30, 2019 at 10:00 a.m. Eastern Time. The Annual Meeting will be a virtual meeting hosted by means of a live webcast. This Proxy Statement is furnished in connection with the solicitation of proxies by our Board of Directors (sometimes referred to as the Board) for use at the Annual Meeting and any adjournment of the meeting.

The items of business to be considered at the Annual Meeting are:

1. To elect Jeffrey W. Edwards, Lawrence A. Hilsheimer and Janet E. Jackson as directors to serve for three-year terms;
2. To ratify the appointment of Deloitte & Touche LLP as our independent registered public accounting firm for 2019;
3. To approve, on an advisory basis, the compensation of our named executive officers; and
4. To transact any other business that may properly come before the Annual Meeting or any adjournment thereof.

Following the meeting, we will respond to questions from our stockholders.

We intend to mail our Notice of Internet Availability of Proxy Materials (Notice) on or about April 18, 2019. Our Notice of Annual Meeting of Stockholders, Proxy Statement and Annual Report are available free of charge at www.envisionreports.com/IBP.

All references in this Proxy Statement to we, us, our or the Company refer to Installed Building Products, Inc.

All references in this Proxy Statement to our Annual Report refer to our 2018 Annual Report, which includes our Annual Report on Form 10-K for the fiscal year ended December 31, 2018.

Table of Contents

FREQUENTLY ASKED QUESTIONS

A number of the questions and answers below refer to stockholders of record and beneficial owners. If your shares were registered directly in your name on the books of our transfer agent on the record date, then you are a stockholder of record. If your shares were held in an account at a brokerage firm, bank or other nominee on the record date (sometimes referred to as holding shares in street name), then you are a beneficial owner.

Q: Can I attend the Annual Meeting in person?

A: We are hosting the Annual Meeting by means of a live webcast. You will not be able to attend the meeting in person. Please be assured that you will be afforded the same rights and opportunities to participate in the virtual meeting as you would at an in-person meeting. You may participate in the Annual Meeting in the following ways:

Stockholders of Record. You will be able to listen to the Annual Meeting, submit questions and vote by going to www.meetingcenter.io/293917036 and clicking on I have a Control Number.

Beneficial Owners. You may participate in the Annual Meeting in one of two ways:

If you wish to submit questions or vote during the Annual Meeting (rather than instructing your brokerage firm, bank or other nominee how to vote your shares), you must register in advance. See *How do I register to attend the Annual Meeting?* below. When you have received your confirmation of registration, you will be able to listen to the Annual Meeting, submit questions and vote by going to www.meetingcenter.io/293917036 and clicking on I have a Control Number.

If you wish to listen to the Annual Meeting, but do not wish to submit questions or vote during the Annual Meeting, you may go to www.meetingcenter.io/293917036 and click on I am a guest. We encourage you to access the meeting website prior to the start time to allow ample time for check in. The password for the meeting is IBP2019.

Q: How do I register to attend the Annual Meeting?

A: Stockholders of Record. You do not need to register. Follow the instructions on your Notice or proxy card. See *Can I attend the Annual Meeting in person?* above.

Beneficial Owners. If you wish to submit questions or vote during the Annual Meeting (rather than directing your brokerage firm, bank or other nominee how to vote your shares), you must register in advance, but if you only want to listen to the Annual Meeting, then you do not need to register. See *Can I attend the Annual Meeting in person?* above.

If you wish to register to attend the Annual Meeting, you must provide our transfer agent, Computershare Trust Company, N.A. ([Computershare](#)) with your name, email address and a copy of a legal proxy from your brokerage firm, bank or other nominee reflecting your beneficial stock ownership in the Company. Registration requests must be in writing and be mailed to:

Table of Contents

Computershare Investor Services

Installed Building Products, Inc. Legal Proxy

462 South 4th Street, Suite 1600

Louisville, KY 40202

Requests for registration must be labeled "Legal Proxy" and be received no later than 5:00 p.m., Eastern Time, on May 20, 2019. You will receive an email from Computershare acknowledging your registration along with a Control Number.

Q: Who is entitled to vote at the Annual Meeting?

A: Only holders of record of our common stock at the close of business on April 4, 2019, the record date for the Annual Meeting, are entitled to notice of and to vote at the Annual Meeting. Each share of common stock is entitled to one vote for each director nominee and one vote for each other matter to be voted on at the Annual Meeting.

A list of our stockholders entitled to vote at the Annual Meeting will be available for examination by any stockholder during ordinary business hours at our principal executive offices at 495 S. High Street, Suite 50, Columbus, Ohio 43215 for a period of ten days prior to the Annual Meeting. During the Annual Meeting, the list will be available for examination at www.meetingcenter.io/293917036.

Q: How do I vote?

A. Stockholders of Record. You may vote in any of the following ways:

Online. You may vote at www.meetingcenter.io/293917036, 24 hours a day, seven days a week. You will need the Control Number included on your Notice or proxy card (if you received a printed copy of the proxy materials). Votes must be received no later than the closing of the polls at the Annual Meeting.

By Telephone. You may vote by calling 1-800-652-8683, 24 hours a day, seven days a week. You will need the Control Number included on your Notice or proxy card (if you received a printed copy of the proxy materials). Votes must be received no later than the closing of the polls at the Annual Meeting.

By Mail. If you received printed proxy materials, you may vote by completing, signing and dating each proxy card you received and returning it in the prepaid envelope to Computershare Investor Services, 462 South 4th Street, Suite 1600, Louisville, KY 40202. Sign your name exactly as it appears on the proxy card. Proxy cards must be received no later than May 29, 2019.

At the Annual Meeting. Instructions on how to vote during the Annual Meeting are posted at www.meetingcenter.io/293917036. Votes must be received no later than the closing of the polls.

Voting online, by telephone or at the Annual Meeting authorizes the persons named as proxies to vote as you direct in the same manner as if you had completed, signed, dated and returned a proxy card. If you vote online or by telephone, or plan to vote during the Annual Meeting webcast, do not return your proxy card(s).

Beneficial Owners. If you are a beneficial owner, the organization holding your account is the stockholder of record for purposes of attending and voting at the Annual Meeting; however, you have the right to direct that organization how to vote the shares in your account by following the voting instructions provided by the organization. Alternatively, you may vote your shares directly at the Annual Meeting by obtaining a legal proxy from your brokerage firm, bank or other nominee and registering in advance to attend the Annual Meeting webcast. See *How do I register to attend the Annual Meeting?* above. When you have

Table of Contents

received your confirmation of registration, you may vote in any of the ways in which a stockholder of record may vote described above except by mail.

The availability of online and telephone voting will depend on the voting options of your broker, bank or other nominee. If you do not provide voting instructions to the organization holding your account, the organization may nevertheless be able to vote your shares on some, but not all, of the proposals presented at the Annual Meeting. See *What happens if I do not vote my shares?* below.

Q: What if I received more than one proxy card or Notice?

A: If you received more than one proxy card or Notice, your shares are registered in more than one name or are registered in multiple accounts. To make certain all of your shares are voted, please complete, sign, date and return each proxy card, or if you vote online, by telephone or at the Annual Meeting, vote once for each Notice that you received.

Q: Can I revoke my proxy or change my vote?

A: Stockholders of Record. You may revoke your proxy or change your vote at any time before the closing of the polls at the Annual Meeting by:

signing and returning a new proxy card with a later date;
submitting a later-dated vote online or by telephone only your latest vote will be counted;
participating in the Annual Meeting webcast and voting during the meeting; or
delivering a written revocation to our Corporate Secretary at Installed Building Products, Inc., 495 South High Street, Suite 50, Columbus, Ohio 43215, which must be received no later than May 29, 2019.

If you attend the Annual Meeting without voting during the meeting, it will not cause a previously submitted vote to be revoked unless you specifically request that your prior proxy be revoked.

Beneficial Owners. You should contact the broker, bank or other nominee holding your shares to obtain instructions for revoking or changing your vote. If you registered in advance to attend the Annual Meeting, you may change your vote by submitting a later-dated vote online, by telephone or by submitting a vote during the meeting.

Q: What happens if I do not vote my shares?

A.

Stockholders of Record. If you do not vote by proxy card, online, telephone or during the Annual Meeting webcast, your shares will not be voted. If you submit a proxy but fail to provide voting instructions, your proxy will be voted in the manner recommended by the Board of Directors.

Beneficial Owners. If you do not provide your broker, bank or other nominee with voting instructions, the organization may nevertheless vote your shares on certain routine, or discretionary, matters. The ratification of the appointment of our independent registered public accounting firm is currently considered a discretionary matter. On this proposal, the organization holding your account may either vote your shares in the absence of your instructions or may choose not to vote your shares. The other proposals to be voted on at the meeting are not considered discretionary and cannot be voted without your instructions. When a broker, bank or other nominee is not able to vote shares for this reason, it is called a broker non-vote. In the case of a broker non-vote, your shares will not have any effect on the outcome of the proposal. If you registered in advance to attend the Annual Meeting webcast but do not vote your shares online, by telephone or during the Annual Meeting live webcast, your shares will not be voted.

Table of Contents***Q: How many shares must be present in order to conduct business at the Annual Meeting?***

A: In order to carry out the business of the Annual Meeting, a minimum number of shares, or quorum, must be present. A quorum is present if holders of at least a majority of the outstanding shares of our common stock entitled to vote are present or represented by proxy at the Annual Meeting. On the record date, we had 29,971,963 shares of common stock outstanding and entitled to vote at the Annual Meeting, meaning that at least 14,985,982 shares must be present or represented by proxy to have a quorum. If a quorum is not present, the Annual Meeting may be adjourned from time to time until a quorum is present.

If you are a stockholder of record and you submit a proxy, your shares will be counted to determine the presence of a quorum, even if you abstain from voting or fail to provide voting instructions. If you are a beneficial owner and you do not provide your broker, bank or other nominee with voting instructions, your shares will be counted for purposes of determining the presence of a quorum if the institution submits a proxy, even if your shares are not voted. If you obtain a legal proxy from your broker, bank or other nominee and you fail to vote your shares, your shares will not be counted for purposes of determining a quorum.

Q: How many votes are required to approve each proposal?

A.	Proposal	Required Vote
	<u>Proposal 1</u> To elect Jeffrey W. Edwards, Lawrence A. Hilsheimer and Janet E. Jackson as directors to serve for three-year terms	Majority of the votes cast at the Annual Meeting
	<u>Proposal 2</u> To ratify the appointment of Deloitte & Touche LLP as our independent registered public accounting firm for 2019	Majority of the shares present or represented by proxy at the Annual Meeting and entitled to vote
	<u>Proposal 3</u> To approve, on an advisory basis, the compensation of our named executive officers	Majority of the shares present or represented by proxy at the Annual Meeting and entitled to vote

Q: Where can I find the voting results of the Annual Meeting?

A: Preliminary voting results will be announced at the Annual Meeting. Final voting results will be published in a current report on Form 8-K to be filed with the Securities and Exchange Commission (SEC) within four business days after the Annual Meeting. If final voting results are not available at that time, we will provide preliminary voting results in the Form 8-K and will provide the final voting results in an amendment to the Form 8-K as soon as they become available.

Q: *Why did I receive a Notice regarding the internet availability of proxy materials instead of a full set of printed proxy materials?*

A: We are making our proxy materials available to our stockholders on the internet by mailing the Notice to our stockholders instead of mailing a full set of proxy materials. The Notice contains instructions on how you may access an electronic copy of our proxy materials. The Notice also contains instructions on how you may request a paper copy of the proxy materials, including a form of proxy. We believe this process allows us to provide you with the information you need in a timely manner, while conserving natural resources and lowering the costs of printing and distributing our proxy materials.

Table of Contents

Q: *Who is conducting this proxy solicitation?*

A: Our Board of Directors is soliciting your vote for the proposals being submitted at the Annual Meeting. Solicitation is being made by mail or internet but could also be made by our directors, officers and select other employees telephonically, electronically or by other means of communication. The Company will bear the cost of soliciting proxies. Directors, officers and employees who help us in the solicitation will not be specially compensated for those services, but we may reimburse them for their out-of-pocket expenses incurred in connection with the solicitation. We are requesting brokers, banks and other nominees to forward our soliciting materials to beneficial owners and we will reimburse them for their reasonable out-of-pocket expenses.

Table of Contents

PROPOSAL 1 ELECTION OF DIRECTORS

Overview

The Board has nominated three directors to serve for three-year terms. Each nominee who is elected will serve in office until the 2022 Annual Meeting of Stockholders and until his or her successor is duly elected and qualified or until his or her earlier death, resignation, retirement, disqualification or removal. Our directors are divided into three classes, with one class of directors elected annually for three-year terms. Our directors are classified into the following three classes:

Director	Class I	Class II	Class III
Margot L. Carter			
Jeffrey W. Edwards			
Lawrence A. Hilsheimer			
Janet E. Jackson			
Michael T. Miller			
Robert H. Schottenstein			
Michael H. Thomas			
Vikas Verma			

Age

Tenure

Independence

Gender / Ethnic Diversity

Director Nominees

Nominees for Board membership are expected to demonstrate leadership and to possess outstanding integrity, values and judgment. Our nominees have a blend of historical and new perspectives about our Company. Our Nominating and Corporate Governance Committee and our Board of Directors have determined that each of the nominees possesses the right skills, experience and perspectives, collectively with other directors, to comprise a well-rounded, highly effective Board of Directors, and have determined that the nominees add to the overall diversity of the Board by bringing a wide range of experiences spanning various industries and organizations.

Upon the recommendation of the Nominating and Corporate Governance Committee, the Board of Directors has nominated and is submitting to a vote of our stockholders a proposal to elect Jeffrey W. Edwards, Lawrence A. Hilsheimer and Janet E. Jackson as directors. All of the nominees are incumbent directors and Mr. Hilsheimer and Ms. Jackson are independent Board members. In making its recommendation, the Nominating and Corporate

Table of Contents

Governance Committee considered the experience, qualifications, attributes and skills of each nominee, as well as the nominee's individual contributions to our Board. See Corporate Governance Director Qualification and Board Diversity.

Based on the nominees' credentials, experience, attributes and skills outlined below under the caption Information Regarding the Director Nominees and Directors Continuing in Office, the Board of Directors has determined that each nominee can make a significant contribution to the Board and should serve as a director of the Company. Each nominee has accepted the nomination and has agreed to serve if elected. If any nominee is unable or declines to serve as a director at the time of the Annual Meeting, the persons named as proxies will use their discretion to vote for the election of the remaining nominees and for the election of any substitute nominee nominated and recommended by the Board.

Information Regarding the Director Nominees and Directors Continuing in Office

The following biographical information regarding each director nominee and director continuing in office is as of April 18, 2019. In addition to age and tenure as a director of the Company, it includes information about each individual's principal occupation, professional experience, including public company and other directorships during the past five years, educational background, and certain other attributes, qualifications and skills that led the Nominating and Corporate Governance Committee and the Board to conclude that each individual should be nominated for election.

Director Nominees

Class III Terms Expire at the 2019 Annual Meeting of Stockholders

	Occupation	Other Board Service
Jeffrey W. Edwards	Our President (since 2011), Chief Executive Officer (since 2004) and Chairman (since 1999)	Columbus Museum of Art

Age 55

Education

The Salvation Army, Emeritus Board Member

Chairman since 1999

B.S. in Marketing, Miami University

The Policy Advisory Board of Harvard University's Joint Center for Housing Studies

Experience

The Columbus Foundation, Governing Committee

Officer and strategist for several family-owned companies across a variety of industries, including multi-family and student housing development and management, industrial tool distribution, wholesale building supply, homebuilding, land and real estate development and real estate brokerage

Mr. Edwards' leadership, executive, managerial and business experience, along with his more than 30 years of experience in the industry make him a valued member of the Board.


Commercial real estate development throughout the U.S.

Table of Contents

	Occupation	Other Board Service
<p>Lawrence A. Hilsheimer <i>Independent</i></p>	<p>Executive Vice President and Chief Financial Officer, Greif, Inc., a publicly traded global leader in industrial packing products and services (May 2014 - present)</p>	<p>Root Insurance Company, member of Audit and Investment committees</p> <p>Dean's Advisory Council, Fisher College of Business</p>
<p><i>Age 61</i></p> <p><i>Director since 2014</i></p>	<p>Education</p> <p>B.A. in Business Administration, Fisher College of Business, The Ohio State University and J.D., Capital University Law School</p>	<p>The Ohio State University Board of Trustees, member of Audit and Compliance Committee (2012-2018) and Finance Committee (2018-present)</p>
	<p>Experience</p> <p>Executive Vice President and Chief Financial Officer, The Scotts Miracle-Gro Company, a publicly traded manufacturer of branded consumer lawn and garden products (April 2013 - April 2014)</p> <p>Executive Vice President and Chief Financial Officer, Nationwide Mutual Insurance Company, a provider of property and casualty insurance and financial services, President and Chief Operating Officer of multiple business units, including Nationwide Direct and</p>	<p><i>Mr. Hilsheimer's broad business background and corporate finance and public accounting experience, including as a chief financial officer with responsibility and accountability for all corporate and operating finance functions, make him a valued member of the Board.</i></p>

Customer Solutions and Nationwide Retirement Plans

Vice Chairman and Regional Managing Partner, Deloitte & Touche USA, LLP



Occupation

Other Board Service

Janet E. Jackson

Independent

Former President and Chief Executive Officer, United Way of Central Ohio, a nonprofit organization and one of the largest United Way affiliates in the U.S. (2003 - November 2017)

Wittenberg University

Age 66

Columbus Jazz Arts Group

Education

United Way Retirees Association

Director since 2014

B.A. in History, Wittenberg University and J.D., National Law Center at The George Washington University

Ms. Jackson's significant leadership experience, as well as extensive strategy and legal background, make her a valued member of the Board.

Experience

Columbus City Attorney, Columbus, Ohio

Franklin County Municipal Court Judge

First woman and first African American to hold her position at United Way and to be elected as Columbus City Attorney, and the first African American female judge in Franklin County







Table of Contents

Directors Continuing in Office

Class I Terms Expire at the 2020 Annual Meeting of Stockholders

	Occupation	Other Board Service
<p>Michael T. Miller</p> <p><i>Age 54</i></p> <p><i>Director since 2004</i></p>	<p>Our Executive Vice President – Finance (since 2004) and Chief Financial Officer (since 2013)</p> <p>Education</p> <p>B.A. in Economics and German, Wake Forest University</p> <p>Experience</p> <p>Senior Vice President/Managing Director, Corporate Investment Banking, Huntington Capital Corp., a subsidiary of Huntington Bancshares, Inc., a regional bank holding company</p> <p>Various positions with Deutsche Bank, Canadian Imperial Bank of Commerce and</p>	<p>BMC Stock Holdings, Inc., a publicly traded leader in diversified building products and services to builders, contractors and professional remodelers in the U.S., member of Audit Committee</p> <p><i>Mr. Miller’s extensive experience with us in the building products industry, background in finance and knowledge of financial reporting make him a valued member of the Board.</i></p>

First Union National Bank, Charlotte,
North Carolina



Vikas Verma

Occupation

Other Board Service

Age 66 Our President of Commercial Development
(since January 2019)

National Association of Minority
Contractors

Director since
2017

Education

Cobb Boys & Girls Club of America

B.A. in Engineering and Associate's Degree
in International Marketing and Marketing
Management, University of Bombay

*Mr. Verma's more than 36 years of
experience in commercial and specialty
construction make him a valued member
of the Board.*

Experience

Chief Executive Officer of our subsidiaries
Trilok Industries, Inc., Alpha Insulation &
Water Proofing Company and Alpha
Insulation & Water Proofing, Inc. (the
Alpha companies), installers of commercial
waterproofing, insulation, fireproofing and
fire stopping (2012-2018)

Founder and former president of the Alpha
Companies

President of Alamo Insulation Co., a
residential insulation company

Advisory Board Positions at Owens
Corning, Johns-Manville Corporation and
Synovus (previously Charter Bank)

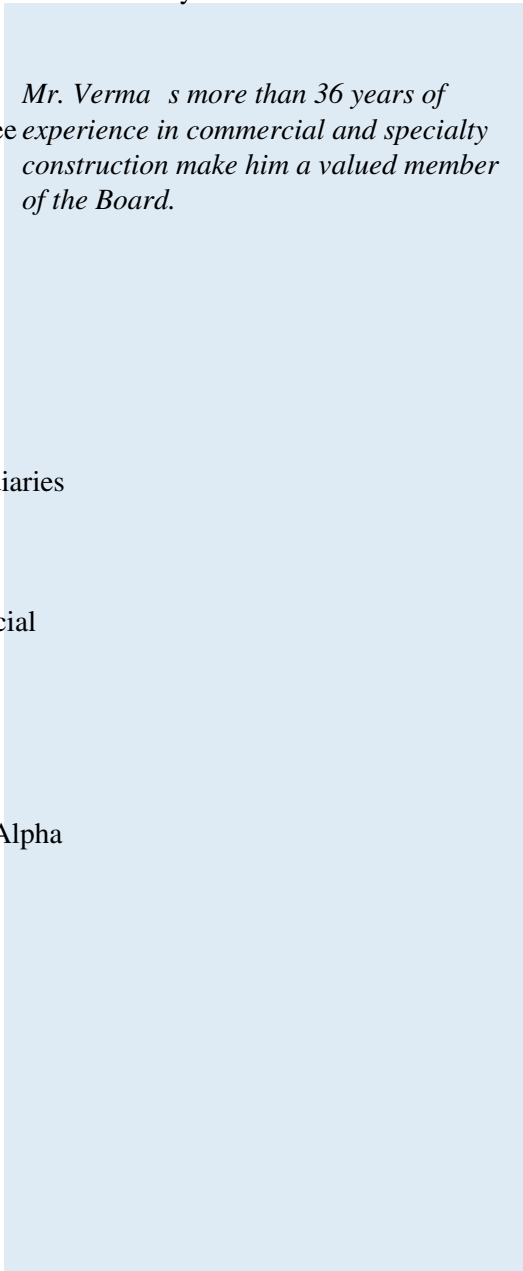


Table of Contents

Class II Terms to Expire at the 2021 Annual Meeting of Stockholders

Margot L. Carter	Occupation	Other Board Service
<p><i>Independent</i></p> <p><i>Age 51</i></p>	<p>President and Founder, Living Mountain Capital L.L.C., a business advisory consulting firm (1998 - present)</p>	<p>Eagle Materials, Inc., a publicly traded leading provider of building materials, member of Corporate Governance and Nominating, Compensation and Audit committees</p>
<p><i>Director since 2014</i></p> <p><i>Presiding</i></p>	<p>Education</p> <p>B.A. in Economics and History, Binghamton University and J.D., Fordham University School of Law</p>	<p>Freeman Company, one of the world's largest brand experience companies, member of Audit and Compensation committees</p>
<p><i>Independent Director</i></p> <p><i>since 2015</i></p>	<p>Experience</p> <p>Executive Vice President, Chief Legal Officer and Secretary, RealPage, Inc., a publicly traded leading global software and data analytics company for the real estate industry (2010 - February 2015)</p> <p>Executive Vice President and General Counsel, The Princeton Review, Inc.</p>	<p>Interior Logic Group Holdings, Inc., a leading provider of interior finish solutions</p> <p>World Affairs Council, Dallas</p> <p>NACD North Texas</p>

Ms. Carter's experience as a business builder in the technology, real estate and construction industries and experience in global business strategy, development, acquisitions and corporate governance, both

Executive Vice President, General Counsel and
Managing Director, Soundview Technology
Group, Inc.

*as a C-Suite executive, general counsel and
board member of global public and private
companies, make her a valued member of the
Board.*

Assistant General Counsel, Cantor Fitzgerald
and
eSpeed, Inc.

Occupation

Chairman (since 2004), Chief Executive Officer
(since 2004) and President (since 1996) of M/I
Homes, Inc., one of the largest publicly traded
home builders in the U.S.

Other Board Service

L Brands, a publicly traded leading specialty
retailer focused on women's intimate and
other apparel, personal care, beauty and home
fragrance categories, member of Audit
Committee

**Robert H.
Schottenstein**
Independent

Age 66

Education

B.A., Indiana University and J.D., Capital
University Law School

The Ohio State University Wexner Medical
Center

The Ohio State University Foundation

*Director since
2014*

Experience

Private practice of law specializing in
commercial real estate, corporate and banking
transactions (1977-1989)

Executive Committee of The Policy Advisory
Board of Harvard University's Joint Center for
Housing Studies

Central Ohio Building Industry Association
Builder of the Year Award 2002

*Mr. Schottenstein's experience in the
homebuilding industry and as an executive
and board member of public companies make
him a valued member of the Board.*

Executive of the Year for the homebuilding
industry
by Builder Magazine 2008

Table of Contents

<p>Michael H. Thomas</p> <p><i>Independent</i></p> <p><i>Age 69</i></p> <p><i>Director since 2014</i></p>	<p>Occupation</p> <p>Former partner, Stonehenge Partners, Inc., a private mezzanine and equity investment firm, where he provided counsel in investment origination, portfolio asset management and disposition of investments (1999 - October 2014)</p> <p>Education</p> <p>B.A. in Business Administration, University of Notre Dame</p> <p>Experience</p> <p>Executive Vice President and Treasurer, JMAC, Inc., the holding and investment company of the McConnell family of Worthington, Ohio, where he directed investments in the financial services, publishing, health care, real estate and manufacturing sectors and was responsible for the McConnell family's financial, estate and income tax planning</p> <p>Manager of Ernst & Young LLP Columbus, Ohio tax practice</p>	<p>Other Board Service</p> <p>Served as a director for the Company's predecessor from 2004 to 2011</p> <p><i>Mr. Thomas' significant business and investment experience, knowledge of our business and accounting background make him a valued member of the Board.</i></p>
--	--	--

Required Vote and Recommendation of the Board

The affirmative vote of a majority of the total votes cast at the Annual Meeting is required to approve the election of each nominee as a director, which means that the number of shares voted **FOR** a director must exceed the number of votes cast **AGAINST** the director. **ABSTAIN** votes and broker non-votes will not be counted as votes cast either **FOR** or **AGAINST**.

Any incumbent director who fails to receive a majority of votes is required to promptly tender his or her resignation to the Board, which will become effective only upon its acceptance by the Board. The Nominating and Corporate Governance Committee will recommend to the Board whether to accept or reject the resignation, and the Board will act upon such resignation and publicly disclose its decision within 90 days from the date of the certification of the election results. Unless otherwise instructed, the persons named as proxies will vote **FOR** each nominee.

THE BOARD OF DIRECTORS UNANIMOUSLY RECOMMENDS THAT YOU VOTE FOR THE ELECTION OF JEFFREY W. EDWARDS, LAWRENCE A. HILSHEIMER AND JANET E. JACKSON AS DIRECTORS, EACH TO SERVE A THREE-YEAR TERM.

Table of Contents

CORPORATE GOVERNANCE

Composition and Responsibilities of the Board

Our business and affairs are managed under the direction of our Board of Directors. Although the Board does not have responsibility for the day-to-day management of the Company, our directors stay informed about the Company's business through regular meetings and interactions with management. The Board's responsibilities include oversight of:

- Company performance, strategies and major decisions, including acquisitions
- Compliance with legal and regulatory requirements
- Integrity of the Company's financial statements
- Practices for identifying, managing and mitigating key enterprise risks
- Management's performance and succession planning
- Executive and director compensation

Our Bylaws provide that the number of directors constituting the Board is fixed from time to time by a majority vote of the directors then in office. No decrease in the authorized number of directors will result in the removal of an incumbent director until that director's term of office expires. Vacancies may be filled by the Board. Our Board of Directors has fixed the number of directors at eight.

Our Second Amended and Restated Certificate of Incorporation provides that our directors are divided into three classes, as nearly equal in number as possible and designated Class I, Class II and Class III, with one class of directors elected annually for three-year terms. Each director holds office until his or her successor is duly elected and qualified or until his or her earlier death, resignation, retirement, disqualification or removal. Only one class of directors is elected at each annual meeting of stockholders, with the other classes of directors continuing to serve for the remainder of their respective terms.

Director Qualification and Board Diversity

Our Nominating and Corporate Governance Committee is responsible for annually reviewing and evaluating the appropriate characteristics, skills and experience required for the Board as a whole and its individual members. In evaluating the suitability of both new candidates and current directors for director positions, the Nominating and Corporate Governance Committee, in recommending candidates, and the Board, in approving (and, in the case of vacancies, appointing) such candidates, consider whether there are evolving needs of the Board that may require

expertise in a particular field. The entirety of each candidate's credentials is evaluated, with no specific eligibility requirements or minimum qualifications.

The Nominating and Corporate Governance Committee and the Board consider numerous factors, including those set forth in the skills matrix below. The skills matrix helps the Nominating and Corporate Governance Committee and the Board determine whether a candidate or a Board member possesses one or more of the skill sets and attributes set forth in the matrix that may qualify him or her for service on the Board or a particular committee.

Table of Contents

Industry	Knowledge			
	Financial Skills	Experience	Diversity	Miscellaneous
Housing	Public Company	Public Board	Age	Time Commitment
Construction	Financial Reporting	Audit Committee	Gender	
	Capital Structure Experience	Compensation Committee	Race/Ethnicity	
	M&A Transactions	Corporate Governance/ Nominating Committee	Geographic	
	Risk Management	Executive Leadership		
		Strategic/Operational		
		IT/Technology		

The Nominating and Corporate Governance Committee and the Board also consider whether the nominee meets applicable criteria for independence and whether the individual will enhance the diversity of views and experiences available to the Board in its deliberations. If the nominee is a current director, the Nominating and Corporate Governance Committee also considers the director's individual contributions to the Board, the director's ability to work collaboratively with other directors and the effectiveness of the Board as a whole. The Nominating and Corporate Governance Committee and the Board do not assign specific weight to any particular factor, and depending on the current needs of the Board, may weigh a factor or factors more or less heavily.

Although the Nominating and Corporate Governance Committee and the Board do not have a written diversity policy, the Board, as a group, is expected to represent a broad diversity of backgrounds and experience in business matters, and our current Board is comprised of 37% women and minorities. The Nominating and Corporate Governance Committee believes that the collective experience of our directors, covering a wide range of backgrounds, skills, geographies, industries, ages, gender and race, serves to make the Board balanced and well diversified.

In identifying potential candidates for Board membership, the Nominating and Corporate Governance Committee may rely on recommendations from directors, stockholders, management and others. The Nominating and Corporate Governance Committee does not distinguish between nominees recommended by stockholders and those recommended by other sources, and evaluates candidates recommended by stockholders on a substantially similar basis as it considers other nominees.

Stockholders desiring to recommend or nominate a director candidate must comply with certain procedures. If you desire to nominate a director candidate for the 2020 Annual Meeting of Stockholders, you must comply with the procedures for nomination set forth in the section entitled **Stockholder Proposals for the 2020 Annual Meeting**. Stockholders may recommend a director candidate for consideration at any time by giving written notice of the recommendation to our Corporate Secretary at Installed Building Products, Inc., 495 South High Street, Suite 50, Columbus, Ohio 43215. The recommendation must include the candidate's name, age, business address, residence address and principal occupation or employment, as well as a description of the candidate's qualifications, attributes and other skills. The Nominating and Corporate Governance Committee may require additional information before considering the candidate. A written consent from the candidate consenting to serve as a director, if elected, must accompany the recommendation. These procedural requirements are intended to ensure that the Nominating and Corporate Governance Committee has sufficient time and a basis on which to assess potential director candidates and are not intended to discourage or interfere with appropriate stockholder nominations.

Director Independence

Based upon information provided by each director concerning his or her background, education, employment, experience and affiliations, our Nominating and Corporate Governance Committee and Board of Directors have

Table of Contents

determined that each of Ms. Carter, Ms. Jackson and Messrs. Hilsheimer, Schottenstein and Thomas has no material relationship with the Company or its subsidiaries, either directly or indirectly, that would interfere with the exercise of his or her independent judgment, and that each qualifies as an independent director as defined in the rules of the New York Stock Exchange (NYSE) and the rules promulgated by the SEC.

When determining whether a director qualifies as independent, the Board broadly considers all relevant facts and circumstances to determine whether the director has any material relationship with the Company, either directly or indirectly, that would interfere with the exercise of independent judgment. In the course of determining the independence of Mr. Schottenstein, the Board considered that Mr. Schottenstein is the Chief Executive Officer of M/I Homes, Inc., a homebuilder with which we conduct transactions in the ordinary course of our business. Based on the aggregate annual value of these transactions (less than 1% of the annual revenues of each of the Company and M/I Homes, Inc. in 2018) and the nature of the transactions (which is the sale and installation of building products in the ordinary course of business of both companies), the Board does not believe that this relationship impairs the independence of Mr. Schottenstein or that Mr. Schottenstein has any material interest in any transaction between the Company and M/I Homes, Inc. Upon careful consideration, the Board of Directors has determined that our Board is comprised of a majority of independent directors, and that each Board committee is comprised solely of independent directors. There are no family relationships among any of our executive officers or any of our directors.

Board Leadership Structure

Mr. Edwards serves as our President, Chief Executive Officer and Chairman. The Board regularly evaluates its governance structure and has concluded that the Company and its stockholders are best served by not having a formal policy regarding whether the same individual should serve as both Chairman and Chief Executive Officer. This approach allows the Board to exercise its business judgment in determining the most appropriate leadership structure in light of the prevailing facts and circumstances facing the Company, including the composition and tenure of the Board, the tenure of the Chief Executive Officer, the strength of the Company's management team, the Company's recent financial performance, the Company's strategic plan and the economic environment, among other factors. The positions of Chairman and Chief Executive Officer have historically been combined at our Company.

We believe that a combined Chairman and Chief Executive Officer role helps provide strong and consistent leadership for our management team and Board of Directors. In reviewing our leadership structure, the Board has considered that Mr. Edwards:

- has extensive experience in our industry;
- demonstrates the leadership and vision necessary to lead the Board and our Company in challenging industry environments;
- exercises leadership that has generated strong operational performance;
- is viewed by our customers, stockholders, suppliers and other business partners as a leader in our industry and
- has a strong working relationship with the Board.

Based on the demonstrated success of our structure to date, both in terms of the functioning of the Board and the growth and performance of the Company, and the continued benefits of retaining Mr. Edwards' strategic perspective in the position of Chairman, the Board believes that having a combined position is the appropriate leadership structure for the Company at this time.

To support our leadership structure, we have established a Presiding Independent Director position. Our Presiding Independent Director is elected annually by our independent directors. Ms. Carter, a director since 2014, currently serves as our Presiding Independent Director. Ms. Carter works with management to determine information to be provided to the Board, chairs regular executive sessions of the independent directors and serves as liaison between management and the Board as well as among independent directors. She regularly attends the meetings of the Board committees.

Table of Contents

We believe that having a combined Chief Executive Officer and Chairman position, together with a Presiding Independent Director and a Board of Directors comprised of a majority of independent directors, provides the best leadership structure for our Company at the present time. The Board periodically reviews our leadership structure and retains the authority to modify the structure when appropriate.

Executive Sessions of the Board

Our Board of Directors holds regularly scheduled executive sessions in which the independent directors meet without the presence of management. These meetings allow the independent directors to discuss the business and affairs of the Company, as well as matters concerning management, without any member of management present. At these meetings, Ms. Carter serves as the Presiding Independent Director who chairs the meetings and acts as liaison among the independent directors and the other Board members and management. As part of the executive sessions, the independent directors may meet with our Chief Executive Officer, our management team members and representatives of our independent registered public accounting firm as they deem necessary or appropriate.

Annual Board and Committee Self-Assessments

Pursuant to NYSE requirements, our Corporate Governance Guidelines and the charters of each of the Board committees, the Board and each of its committees conduct an annual self-assessment. This self-assessment is intended to determine whether the Board and the committees are functioning effectively and to provide them with an opportunity to improve their effectiveness. The self-assessment enables directors to provide confidential feedback on topics ranging from Board and committee composition and structure to responsibility and accountability of directors. A summary of the results is presented to the Nominating and Corporate Governance Committee, which is responsible for oversight of the process. The Nominating and Corporate Governance Committee reports the results of these self-assessments to the Board, which considers ways in which Board and committee effectiveness may be enhanced. This process helps identify opportunities to consider implementing new practices and procedures as appropriate. While the formal Board and committee self-evaluation is conducted on an annual basis, the directors share perspectives, feedback and suggestions year-round.

Role of the Board in Risk Oversight

Risk assessment and oversight are an integral part of our corporate governance and management processes. Our Board of Directors encourages management to promote a culture that incorporates risk management into both our overall corporate strategy and our day-to-day business operations.

It is management's responsibility to identify, evaluate, manage and mitigate risk within the context of our strategic plans and to bring to the Board's attention the most material risks facing the Company. It is the Board's responsibility to oversee our risk management processes and to ensure that management is taking appropriate action to manage material risks. The Board also has responsibility for oversight of leadership succession for our most senior officers,

including the Chief Executive Officer, and reviews succession plans on an annual basis.

Management regularly discusses strategic and operational risks, including a focused analysis of specific risks facing the Company. In addition, our risk assessment practices, including auditing procedures, internal controls over financial reporting, and compliance policies and programs, are designed to inform management about our material risks. Throughout the year, management reviews these risks with the Board and its committees as part of presentations that focus on particular business functions, operations or strategies. At the meetings, management advises the Board concerning major risk exposure and the steps taken to monitor, mitigate or eliminate material risks.

Our Board of Directors does not have a standing risk management committee, choosing instead to administer this oversight function through the entire Board and its committees.

Table of Contents

Board of Directors

Oversees overall risk management function and strategic risks to the Company. The Board has delegated certain risk management oversight to its committees in their areas of responsibility. The Board is kept informed of each committee's risk oversight and other activities through reports to the Board presented at every regular Board meeting.

Audit Committee

Compensation Committee

Nominating and Corporate Governance Committee

Monitors financial statement integrity and compliance, including internal controls over financial reporting. Monitors operational and strategic risks related to the Company's financial affairs, including strategies for managing financial exposure and contingent liabilities. Monitors compliance with ethics, investment and related-party transaction policies.

Monitors potential risks related to the design and administration of our compensation plans, policies, and programs, including our performance-based compensation programs, to promote appropriate incentives that do not encourage executive officers or employees to take unnecessary and/or excessive risks.

Monitors potential risks related to our governance practices, including reviewing succession plans and performance and composition of the Board, monitoring legal developments and trends regarding corporate governance practices and reviewing the effectiveness of our Corporate Governance Guidelines.

Meetings of the Board and Director Attendance at Annual Meeting of Stockholders

The Board of Directors held seven meetings during 2018. Each director attended, in person or by telephone, at least 75% of the total number of meetings of both the Board and the committees on which he or she served during the year. Board agendas are set in advance by management with the assistance of the Presiding Independent Director to ensure that appropriate subjects are covered. Any member of the Board may request that an item be included on the agenda. Directors are provided with materials in advance of meetings and are expected to review these materials before each meeting to ensure that time in Board and committee meetings is focused on active discussions versus lengthy presentations. The independent directors held four meetings in executive session during 2018 to discuss various matters related to the oversight of the Company and the management of Board affairs.

Although we do not have a formal policy requiring Board members to attend annual meetings of our stockholders, our directors are expected to make every effort to attend our stockholders' meetings. All of our directors except Mr. Nixon attended the Annual Meeting of Stockholders in 2018.

Board Committees

The Board has established three standing committees to assist it in the discharge of its duties:

Table of Contents

Audit Committee

Chair:

The Audit Committee oversees our corporate accounting and financial reporting processes and is primarily responsible for:

Lawrence A. Hilsheimer

selecting our independent registered public accounting firm and determining its scope of engagement;

evaluating the firm's qualifications, independence and performance;

approving the scope of the annual audit and related fees;

Other Members:

Margot L. Carter

approving audit and non-audit services to be performed by the firm, taking into consideration whether the firm's provision of non-audit services is compatible with maintaining its independence;

Michael H. Thomas

ensuring the rotation of partners of the firm on our engagement team;

Meetings in 2018: 5

reviewing the adequacy and effectiveness of our accounting and financial reporting processes, internal controls and financial statement audits;

reviewing major financial risk exposures and the steps management has taken to monitor and control such exposures;

All members are independent under applicable rules of the SEC and NYSE and are financially literate under applicable rules of the NYSE

overseeing complaints received regarding accounting, internal accounting controls or auditing matters;

reviewing related-party transactions for potential conflicts of interest;

reviewing any reports to management prepared by our internal audit department and management's responses;

Mr. Hilsheimer is an audit committee financial expert under applicable rules of the

reviewing and discussing with management and our independent registered public accounting firm our financial statements and management's discussion and analysis of financial condition and results of operations;

SEC

evaluating, at least annually, the performance of the Audit Committee and its members, including compliance by the Audit Committee with its charter; and

handling other matters delegated to the Audit Committee by the Board.

Governed by a

Board-approved

charter

Table of Contents

Compensation Committee

Chair:

Janet E. Jackson

The Compensation Committee oversees the compensation of our executive officers, including our Chief Executive Officer, and is responsible for, among other things:
 reviewing and determining the compensation, employment agreements, severance arrangements and other benefits of our executive officers;

approving, on an annual basis, the corporate goals and objectives relevant to the compensation of our executive officers and evaluating their performance in light of such goals and objectives;

Other Members:

Robert H. Schottenstein

administering our 2014 Omnibus Incentive Plan;

making recommendations to the Board with respect to non-employee director compensation;

Michael H. Thomas

reviewing and discussing with management our Compensation Discussion and Analysis;

Meetings in 2018: 5

reviewing any risks arising from our compensation policies and practices for our executives and employees that would be reasonably likely to have a material adverse effect on the Company;

retaining the advice of a compensation consultant, independent legal counsel or other adviser after taking into consideration the requirements of law and NYSE rules;

overseeing the appointment, work and compensation of compensation consultants, independent legal counsel and other advisers engaged by the Compensation Committee;

evaluating, at least annually, the performance of the Compensation Committee and its members, including compliance by the Compensation Committee with its charter; and

handling other matters delegated to the Compensation Committee by the Board.

All members are independent under applicable rules of the NYSE, are non-employee directors under applicable rules of the SEC and are outside directors under the Internal Revenue Code

Governed by a Board-approved charter

During 2018 (i) no officer, former officer or employee of the Company served as a member of our Compensation Committee, and (ii) none of our executive officers served as a member of the board of directors or the compensation committee of any entity whose executive officers served on our Board or Compensation Committee.

Table of Contents

Nominating and Corporate Governance Committee

Chair:

The Nominating and Corporate Governance Committee is responsible for, among other things:

Margot L. Carter

reviewing and establishing criteria for candidates to serve on the Board to ensure that the Board has the requisite expertise and is sufficiently diverse;

Other Members:

conducting inquiries into the backgrounds and qualifications of potential director candidates;

Lawrence A. Hilsheimer

recommending to the Board nominees for election as directors, considering experience, skills, industry knowledge, financial expertise, existing commitments, potential conflicts of interest, independence and the extent to which the candidate fills a present need on the Board;

Janet E. Jackson

recommending to the Board the composition and size of the Board;

Meetings in 2018: 4

overseeing the evaluation of the Board and its committees in accordance with applicable rules of the NYSE;

recommending members of the Board to serve on Board committees as well as committee chairs;

All members are independent

monitoring the structure and operations of Board committees, the qualifications and criteria for membership on each committee and, as appropriate, recommending periodic rotation of committee members and term limits on committee service;

under applicable rules of the

reviewing the charter of each committee and recommending to the Board any changes;

NYSE

reviewing our Certificate of Incorporation and Bylaws and recommending to the Board any necessary or desirable amendments;

Governed by a Board-

assessing the adequacy of our Corporate Governance Guidelines and Code of Business Conduct and Ethics and recommending any proposed changes to the Board;

approved charter

periodically reviewing the Board's leadership structure to assess whether it is appropriate given the specific characteristics and circumstances of the Company;

overseeing an annual review of succession planning for senior executives;

evaluating, at least annually, the performance of the Nominating and Corporate Governance Committee and its members, including compliance by the Nominating and Corporate Governance Committee with its charter; and

handling other matters delegated to the Nominating and Corporate Governance Committee by the Board.

Director Compensation

The Board of Directors annually reviews and determines the compensation of our non-employee directors, taking into account the recommendations of the Compensation Committee. In connection with this review, the Board and the Compensation Committee consider the compensation paid to the non-employee directors of our peer group (which is the same peer group used in reviewing the compensation of our executive officers) and current circumstances relating to our business. The Board believes that non-employee director compensation should be competitive to ensure that we attract and retain qualified non-employee directors and that the compensation of our non-employee directors should include a combination of cash and equity-based compensation to align the long-term interests of our non-employee directors and our stockholders. The Board does not have a pre-established policy or target for allocation between cash and equity-based compensation and determines the mix of compensation based on what it believes is most appropriate under the circumstances. The Compensation Committee approves all equity-

Table of Contents

based compensation granted to the non-employee directors. In 2018, the Compensation Committee engaged Mercer, LLC, a subsidiary of Marsh & McLennan Companies and a global professional services firm (Mercer), to review our non-employee director compensation program and to conduct market comparisons for our non-employee directors similar to that performed for our executive officer compensation program. See Our Executive Compensation Process Role of Compensation Consultant and Peer Group Analysis. The Compensation Committee evaluates director compensation primarily on the basis of peer group data provided by Mercer. The Compensation Committee intends to engage Mercer or a similar firm to review our director compensation program biannually.

2018 Elements of our Non-Employee Director Compensation

Annual Board retainer	\$ 50,000
Annual committee chair retainer (Compensation Committee and Nominating and Corporate Governance Committee)	\$ 10,000
Annual committee chair retainer (Audit Committee)	\$ 20,000
Annual Presiding Independent Director retainer	\$ 10,000
Annual grant of restricted stock (fair market value on grant date)	\$ 60,000

Our 2014 Omnibus Incentive Plan, as amended, provides that director compensation, including aggregate cash compensation and the grant date fair value of shares of the Company's common stock, may not exceed \$400,000 in any fiscal year.

All directors are entitled to be reimbursed for their reasonable expenses to attend Board meetings and meetings of committees on which they serve, but do not receive fees or other compensation for meeting attendance. Directors who are employees of the Company receive no additional compensation for their service as directors.

Director Stock Ownership Policy

Pursuant to our Stock Ownership Policy for Directors established by the Board of Directors and the Compensation Committee, to align each director's interests with the long-term interests of our stockholders, each director is required to beneficially own our common stock having a fair market value equal to at least the greater of \$150,000 or three times the director's annual cash retainer (excluding committee chair and Presiding Independent Director retainers). If a director chooses to meet this requirement by holding fully vested shares of common stock granted in connection with our director compensation program, the common stock is valued at the greater of the value of the stock on the grant date or on the date on which ownership is to be measured. Only common stock that has vested will count toward the ownership requirement. A director has five years from (a) our initial public offering in February 2014, or (b) if later, the date of his or her first appointment or election, or (c) if later, the date of an increase in the amount of common stock required to be held to meet this requirement. If a director fails to meet the ownership requirement on the measurement date, the director is prohibited from selling any Company stock, and 50% of the director's annual retainer will be paid in the form of common stock in lieu of cash. All of our directors meet the stock ownership requirements.

Director Compensation Table

The following table presents the total compensation paid during 2018 (i) to each non-employee director and (ii) to Messrs. Nixon and Verma, who were or are employees of the Company as well as directors, but who received no compensation for their Board service, as noted below. Directors' fees are paid quarterly.

[IBP 2019 Proxy](#)

21

Table of Contents

Name	Fees Earned or Paid in			Total (\$)
	Cash (\$)	Stock Awards (\$) ⁽¹⁾⁽²⁾	All Other Compensation (\$)	
Margot L. Carter	70,000	60,000	-	130,000
Lawrence A. Hilsheimer	70,000	60,000	-	130,000
Janet E. Jackson	60,000	60,000	-	120,000
J. Michael Nixon ⁽³⁾	-	-	480,413	480,413
Robert H. Schottenstein	50,000	60,000	-	110,000
Michael H. Thomas	50,000	60,000	-	110,000
Vikas Verma ⁽⁴⁾	-	31,052	1,009,427	1,040,479

- (1) Represents an annual grant of restricted stock to our non-employee directors made pursuant to our 2014 Omnibus Incentive Plan having a value of \$60,000 on the grant date (May 31, 2018), with the number of shares determined based on the closing price of our common stock (\$60.65) on the grant date. The restricted stock awards vest upon the earlier to occur of (i) the one year anniversary of the grant date, (ii) immediately prior to the first annual meeting of the Company's stockholders occurring after the grant date, or (iii) the director's death, subject in the cases of (i) and (ii) to the director's continued service through the vesting date. See footnote (4) for a summary of Mr. Verma's employee restricted stock award.
- (2) None of the persons listed in this table held any stock options as of December 31, 2018.
- (3) As an employee of the Company, Mr. Nixon received no compensation for his Board service. The amount specified under the "All Other Compensation" column reflects the following compensation paid to him as an employee in 2018: (i) a salary of \$150,961, (ii) a severance payment of \$250,000 and (iii) other compensation, including a vehicle, Company-paid car insurance, Company-paid cell phone, medical insurance and office space, totaling \$79,451. Effective as of July 31, 2018, Mr. Nixon retired from his position as an employee and as a director of the Company. In connection with his retirement, the Company agreed to pay Mr. Nixon \$250,000 on the effective date of his severance agreement, which is reflected in the "All Other Compensation" column above, and \$250,000 on the first anniversary of his retirement date, as well as to provide certain benefits and perquisites, including medical insurance, occupancy costs of office space and transfer of title of a Company-owned vehicle, the costs of which are outlined above.

(4)

As an employee of the Company, Mr. Verma earns no compensation for his Board service. The amount specified under the **Stock Awards** column represents the fair market value of a time-based restricted stock employee award made pursuant to our 2014 Omnibus Incentive Plan based on the closing price of our common stock (\$56.05) on the grant date (April 10, 2018). The restricted stock vests in three equal installments (rounded to the nearest whole share) on each of April 20, 2019, April 20, 2020 and April 20, 2021. The amount specified under the **All Other Compensation** column reflects the following compensation paid to Mr. Verma as an employee in 2018: (i) a salary of \$300,000, (ii) a noncompete payment of \$705,000 pursuant to the terms of the Company's acquisition of the Alpha companies in 2017 and (iii) other compensation, including Company-paid car insurance and Company-paid cell phone, totaling \$4,427.

Table of Contents**Insider Trading Policy and Hedging and Pledging Prohibition**

Our insider trading policy prohibits all directors, officers, employees and their family members from directly or indirectly purchasing or selling any type of security, whether the issuer of that security is our Company or another company, while aware of material, non-public information relating to the issuer. The policy also prohibits such persons from providing any such material, non-public information to any other person who may trade in the securities while aware of such information.

Our insider trading policy prohibits all directors, officers and significant employees from engaging in the following transactions in Company stock. No exceptions are permitted.

Speculating	Speculating in securities of the Company, including buying with the intention of quickly reselling such securities, or selling Company securities with the intention of quickly buying such securities.
Short Sales	Directly or indirectly selling any equity security of the Company if the person does not own the security sold, including a sale against the box (a sale with delayed delivery).
Hedging	Engaging in, directly or through family members or other persons or entities, any hedging or monetization transactions involving Company securities, including through the use of financial instruments such as puts, calls, publicly-traded options, swaps, forwards, warrants and any other derivative or similar instruments.
Pledges and Margin Accounts	Pledging Company securities as collateral for a loan or holding Company securities as collateral in a margin account. Any person who is (i) engaged in a hedging transaction involving Company securities, (ii) pledging Company securities as collateral for a loan or (iii) holding Company securities as collateral in a margin account is not eligible for election or re-election as a director.

We also have procedures that require trades in our stock by executive officers, directors and certain other significant employees, and each of their family members and members of their households, to be pre-cleared by appropriate Company personnel. None of our current directors or executive officers has any shares of Company stock pledged as collateral for personal loans or other obligations. Our insider trading policy for all other employees has the same prohibitions set forth above, except that it does not prohibit pledging.

Communication with Directors

Stockholders and other interested parties who wish to communicate with the Board of Directors or to any particular director, including the Presiding Independent Director, may do so by writing to the following address: c/o Corporate Secretary, Installed Building Products, Inc., 495 South High Street, Suite 50, Columbus, Ohio 43215. The Board has directed the Corporate Secretary's office to forward to the appropriate director(s) all correspondence, except for items unrelated to the functions of the Board, business solicitations and advertisements.

Governance Materials on our Website

The following Board policies and other corporate governance materials are published on our website at <http://investors.installdbuildingproducts.com/corporate-governance>:

IBP 2019 Proxy

23

Table of Contents

Audit Committee Charter
Amended and Restated Bylaws
Amended and Restated Certificate of Incorporation
Code of Business Conduct and Ethics
Compensation Committee Charter
Corporate Governance Guidelines
Disclosure Committee Charter
Insider Trading Policy All Employees
Insider Trading Policy Covered Persons
Nominating and Corporate Governance Committee Charter
Reg FD Policy
Related-Party Transactions Policy
Whistleblower Policy

Corporate Responsibility

We strive to be a good steward of the environment as well as to our employees and to the communities in which we operate. We are committed to integrating corporate responsibility into our everyday business through our business operations, advocating volunteerism and empowering philanthropy. As we move forward, we will continue to deepen our corporate responsibility efforts.

Code of Business Conduct and Ethics

Our Board of Directors has established a Code of Business Conduct and Ethics applicable to all of our employees, officers and directors, including our principal executive, financial and accounting officers and all persons performing similar functions, to help ensure that our business is conducted in a consistently legal and ethical manner. Our policy is to promote high standards of integrity by conducting our affairs honestly and ethically. The Code of Business Conduct and Ethics, overseen by the Audit Committee, covers such areas as conflicts of interest; compliance with laws; protection and proper use of Company assets; use of Company assets for personal gain; confidentiality of Company, customer, supplier and business partner information; fair dealing and gifts, entertainment and other benefits.

Code of Ethics for Senior Financial Employees

We have established a Code of Ethics for Senior Financial Employees that supplements to the Code of Business Conduct and Ethics. Senior financial employees are required to bring to the attention of the Board and the Audit Committee material information affecting disclosures made by the Company, information concerning significant deficiencies in the design or operation of internal controls, fraud involving management or other employees having a significant role in financial reporting and internal controls, violations of the Code of Business Conduct and Ethics and material violations of securities laws or other laws applicable to the Company.

Environment

We work to play a meaningful role in creating a sustainable future through our business operations. The Department of Energy, or DOE, states that over half of the energy used in the average American home is for heating and cooling, often due to inadequate insulation. According to an insulation fact sheet provided by the DOE, inadequate insulation and air leakage are leading causes of energy waste in most homes. Through insulating homes and commercial structures, we help promote energy efficiency.

The most common type of insulation we install is fiberglass. Fiberglass insulation is typically comprised of 40-80% recycled material. Sand, a renewable resource, is the primary non-recycled raw material in fiberglass insulation.

Table of Contents

One component of our fiberglass insulation installation is loosefill, or blown-in, insulation which is primarily made from scrap material, reducing landfill waste. Our loose-fill cellulose insulation is manufactured from recycled waste paper. Installation of these materials in residential and commercial structures, which is our primary business model, reduces carbon footprints by reducing energy consumption and greenhouse gas emissions.

Employee Welfare

We believe that our growth is directly attributable to the commitment of our employees, and we are equally committed to the health, safety and wellness of our employees and to the community at large through the following programs:

Safety Wanted 365 Each year, significant staffing, funding and resources are allocated to our management systems that directly impact safety. We have strong workplace safety measures, including Safety Wanted 365, an initiative focused on creating a safer working environment for both our employees and other jobsite personnel through year-round education and training.

Financial Wellness Program In 2017, we began offering a financial wellness education program to our employees. The program educates participants on key personal financial topics including budgeting, debt reduction, saving and giving back to the community. The Company makes a matching contribution to the account of each participant who saves \$1,000, which has been funded in part by our executives waiving all or a portion of their incentive cash bonuses in 2017 and 2018.

Longevity-Based Awards In 2017, we initiated a longevity-based award program that rewards employees with grants of restricted stock units for each ten years of service.

Installed Building Products Foundation One of the programs in our foundation awards annual scholarships of up to \$2,500 to qualifying employees or their immediate family members attending accredited vocational or trade schools and universities or colleges in the U.S. Selection criteria include academic performance, financial need and character reference letters. Preference will be given to construction-related fields of study. A second program provides for awards of \$250 to \$2,000 for food, shelter and other basic needs for qualifying employees who experience a qualifying event, such as a natural disaster or other acts of nature, house fire, accident, domestic abuse, crime, short term illness, death of a spouse, partner or dependent or military deployment. Similar to the employee financial wellness program in prior years, in 2019 the foundation will be funded in part by our executives waiving their incentive cash bonuses for the 2019 fiscal year.

Community Engagement

We have community engagement programs that offer corporate office employees the opportunity to volunteer at a variety of non-profit organizations. Many of our branch locations also offer employees the opportunity to engage with their local communities.

In addition, our Installed Building Products Foundation has two programs that are designed to encourage volunteerism and promote philanthropy. The Company will match cash gifts of up to \$500 or volunteer time of up to 25 hours at \$20 per hour for all qualifying employees. Eligible organizations include tax-exempt public charities, nonprofit colleges, universities, hospitals and medical facilities in the U.S. and community service programs. Another program provides grants to 501(c)(3) organizations in the U.S. located within 50 miles of a branch or corporate office involved in building or renovating homes or providing shelter for those in need. Preference will be given to organizations with a history of strong fiscal management, organizations in which a Company associate is involved as a board member or volunteer and organizations that provide volunteer opportunities for our employees.

Table of Contents

**PROPOSAL 2 RATIFICATION OF APPOINTMENT OF
INDEPENDENT REGISTERED PUBLIC ACCOUNTING FIRM**

Overview

Our Audit Committee is directly responsible for the appointment, compensation and oversight of our independent registered public accounting firm. The Audit Committee conducts an annual evaluation of the firm's qualifications, performance and independence. The Audit Committee considers whether the firm should be rotated and the advisability and potential impact of selecting a different auditing firm. In evaluating and selecting the Company's independent registered public accounting firm, the Audit Committee considers, among other things, historical and recent performance of the current firm, an analysis of known significant legal or regulatory proceedings against the firm, audit quality and performance, firm capabilities, audit approach and the independence of the firm.

The Audit Committee has appointed, and the Board has ratified the appointment of, Deloitte & Touche LLP (Deloitte) to serve as our independent registered public accounting firm for the fiscal year ending December 31, 2019. Deloitte has served as our independent registered public accounting firm since 2013.

The Audit Committee and the Board believe that the continued retention of Deloitte as our independent registered public accounting firm is in the best interests of the Company and our stockholders, and we are asking our stockholders to ratify the selection of Deloitte as our independent registered public accounting firm for 2019. Although stockholder ratification is not required, the Board is submitting the selection of Deloitte to our stockholders for ratification because we value our stockholders' views on our independent registered public accounting firm and as a matter of good corporate governance. If our stockholders fail to ratify the appointment of Deloitte, the Audit Committee will reconsider whether or not to retain Deloitte and may retain that firm or another firm without resubmitting the matter to our stockholders. Even if the selection of Deloitte is ratified, the Audit Committee may, in its discretion, select a different independent registered public accounting firm at any time during the year if it determines that such a change would be in the best interests of the Company and its stockholders.

A representative of Deloitte is expected to be present at the Annual Meeting, will be given an opportunity to make a statement if he or she so chooses and will be available to respond to appropriate questions from stockholders.

Fees Paid to Deloitte

The following table sets forth the aggregate fees we paid to Deloitte in 2018 and 2017, respectively:

	2018	2017
Audit Fees ⁽¹⁾	\$ 1,758,985	\$ 1,846,964
Audit-Related Fees ⁽²⁾	64,568	-
Tax-Related Fees ⁽³⁾	53,266	
Total	\$ 1,876,819	\$ 1,846,964

⁽¹⁾ Consists of fees billed for professional services rendered in connection with the audit of our annual consolidated financial statements and internal control over financial reporting and review of our quarterly consolidated financial statements and

Table of Contents

services that are normally provided in connection with statutory and regulatory filings or engagements.

(2) Consists of fees billed for professional services that are reasonably related to the performance of the audit or review of our consolidated financial statements and are not reported under Audit Fees. These services include advisory services over new accounting standard implementations outside the scope of the audit.

(3) Consists of fees billed for professional services rendered in connection with tax consultation services, including assistance with transfer pricing.

Pre-Approval Policies and Procedures

The Audit Committee has established a policy requiring pre-approval of all audit and non-audit services provided by our independent registered public accounting firm. On an ongoing basis, management submits to the Audit Committee specific projects and services to be performed by our independent registered public accounting firm for which it seeks advance approval. The Audit Committee reviews these requests and determines whether to approve the requested engagement. Periodically management reports to the Audit Committee the actual spending for such projects and services compared to the approved amounts. For the 2018 and 2017 fiscal years, all services provided by Deloitte were pre-approved by the Audit Committee in accordance with this policy.

Report of the Audit Committee

Management is responsible for the preparation and presentation of the Company's financial statements, the effectiveness of internal controls over financial reporting and procedures that are reasonably designed to assure compliance with accounting standards and applicable law. The Company's independent registered public accounting firm, Deloitte & Touche LLP (Deloitte), is responsible for performing an independent audit of the Company's consolidated financial statements in accordance with the standards of the Public Company Accounting Oversight Board (United States) (PCAOB).

The Audit Committee's responsibility is to monitor and oversee these processes on behalf of the Board. In fulfilling these oversight responsibilities, the Audit Committee has reviewed and discussed with management and Deloitte the Company's audited consolidated financial statements for the fiscal year ended December 31, 2018, the fair and complete presentation of the Company's results and the assessment of the Company's internal controls over financial reporting. The Audit Committee discussed significant accounting policies applied in the Company's financial statements, as well as, when applicable, alternative accounting treatments. Management represented to the Audit Committee that the financial statements were prepared in accordance with accounting principles generally accepted in the U.S. The Audit Committee has also discussed with Deloitte the matters required to be discussed with the independent registered public accounting firm by Statement on Auditing Standards No. 61, as amended (AICPA, *Professional Standards*, Vol. 1. AU section 380), as adopted by the PCAOB in Rule 3200T.

In addition, the Audit Committee reviewed and discussed with Deloitte its independence from the Company and management. As part of that review, the Audit Committee received the written disclosures and letter from Deloitte required by the PCAOB, and the Audit Committee considered and discussed Deloitte's independence, including whether the firm's provision of non-audit services to the Company is compatible with its independence. The Audit Committee concluded that the Company's independent registered public accounting firm is independent from the Company and its management.

Table of Contents

The Audit Committee discussed with the Company's Internal Audit Department and Deloitte the overall scope of and plans for their respective audits. The Audit Committee meets with the Director of Internal Audit and representatives of Deloitte, in regular and executive sessions, to discuss the results of their examinations, the evaluations of the Company's internal controls, and the overall quality of the Company's financial reporting and compliance programs.

Based on these reviews and discussions, the Audit Committee has recommended to the Board that the audited consolidated financial statements referred to above be included in the Company's Annual Report on Form 10-K for the fiscal year ended December 31, 2018. The Audit Committee has selected, and the Board of Directors has ratified the selection of, Deloitte as the Company's independent registered public accounting firm for 2019.

Audit Committee

Lawrence A. Hilsheimer (Chair)

Margot L. Carter

Michael H. Thomas

Required Vote and Recommendation of the Board

The affirmative vote of a majority of the shares present or represented by proxy at the Annual Meeting and entitled to vote is required to ratify the appointment of Deloitte as our independent registered public accounting firm for 2019. Brokers have discretion to vote on this proposal in the absence of voting instructions. Abstentions will have the same effect as votes AGAINST this proposal. Broker non-votes will have no effect on the outcome of this proposal. Unless otherwise instructed, the persons named as proxies will vote FOR this proposal.

**THE BOARD OF DIRECTORS UNANIMOUSLY RECOMMENDS THAT YOU VOTE FOR
THE RATIFICATION OF THE APPOINTMENT OF DELOITTE & TOUCHE LLP AS OUR
INDEPENDENT REGISTERED PUBLIC ACCOUNTING FIRM FOR 2019.**

Table of Contents

**PROPOSAL 3 NON-BINDING ADVISORY VOTE ON
EXECUTIVE COMPENSATION**

Overview

As required by Section 14A of the Securities Exchange Act of 1934 and as a matter of good corporate governance, we are seeking stockholder approval of our executive compensation program as disclosed below in this Proxy Statement. Stockholders are being asked to vote on the following advisory resolution:

RESOLVED, that the Company's stockholders approve, on an advisory basis, the compensation of the Company's named executive officers for 2018, as disclosed pursuant to the compensation disclosure rules of the Securities and Exchange Commission, including the Compensation Discussion and Analysis, compensation tables and related disclosures.

We have a pay-for-performance philosophy that forms the foundation of our decisions regarding payment of executive compensation. This philosophy and the compensation structure approved by the Compensation Committee are central to our ability to attract, retain and motivate individuals who can achieve superior financial results in the best interests of the Company and our stockholders. Our program links pay to performance by weighting a significant portion of the total compensation opportunity of our named executive officers (sometimes referred to as our NEOs) in variable or pay at risk compensation programs. Our program also aligns the NEOs' financial interest with those of our stockholders by weighting a substantial portion of their total compensation in the form of equity awards.

We urge our stockholders to read Executive Compensation Compensation Discussion and Analysis below, which describes in detail how our executive compensation program and practices operate and are designed to achieve our compensation objectives, as well as the accompanying executive compensation tables and narratives that provide detailed information on the compensation of our NEOs.

As discussed in more detail in the Compensation Discussion and Analysis, we believe our executive compensation program is competitive and governed by pay-for-performance principles. We emphasize compensation opportunities that reward results. Our stock ownership requirements and use of stock-based incentives reinforce the alignment of the interests of our executives with those of our long-term stockholders. The Compensation Committee believes that our executive compensation program is consistent with our compensation philosophy, supports our long-term strategic objectives, encourages appropriate sensitivity to risk and increases stockholder value.

This advisory vote on our executive compensation, commonly referred to as a say-on-pay advisory vote, is non-binding on the Compensation Committee and the Board of Directors. However, the outcome of the vote will provide valuable information to the Compensation Committee and the Board regarding stockholder sentiment about

our compensation program, which the Compensation Committee will carefully review and consider when making future decisions regarding the compensation of our NEOs. Our executive compensation program received strong support from our stockholders in 2018, with 98% of the votes cast at the 2018 annual meeting voting in favor. The Compensation Committee believes that this level of support of our executive compensation program is indicative of our stockholders' strong support of our compensation philosophy and goals.

Table of Contents

We believe that our compensation programs are competitive, focused on pay-for-performance and strongly aligned with the long-term interest of our stockholders. The Compensation Committee believes that executive compensation for 2018 was reasonable, appropriate and justified by the performance of the Company and the result of a carefully considered approach.

Required Vote and Recommendation of the Board

The affirmative vote of a majority of the shares present or represented by proxy at the Annual Meeting and entitled to vote is required for approval of this advisory resolution. Abstentions will have the same effect as votes AGAINST this proposal. Broker non-votes will have no effect on the outcome of the advisory resolution. Unless otherwise instructed, the persons named as proxies will vote FOR this proposal.

THE BOARD UNANIMOUSLY RECOMMENDS THAT YOU VOTE FOR APPROVAL OF THE NON-BINDING ADVISORY RESOLUTION APPROVING THE COMPENSATION OF OUR NAMED EXECUTIVE OFFICERS.

Table of Contents

EXECUTIVE OFFICERS AND CERTAIN SIGNIFICANT EMPLOYEES

The following biographical information regarding our executive officers and certain significant employees is as of April 18, 2019:

*Executive Officers***Jeffrey W. Edwards**

Age 55

*President, Chief
Executive Officer
and Chairman*

Mr. Edwards is our President, Chief Executive Officer and Chairman and has held these positions since 2011, 2004 and 1999, respectively. Mr. Edwards' position allows him to advise the Board on management's perspective over a full range of issues affecting the Company. Prior to joining us, Mr. Edwards acted as an officer and strategist for several companies that he and his family started, acquired or invested in over more than 40 years across a variety of industries, including multi-family and student housing development and management, industrial tool distribution, wholesale building supply, homebuilding, land and real estate development and real estate brokerage. Since 1988, Mr. Edwards has been involved in the launch of many business ventures as well as commercial real estate developments in central Ohio and elsewhere. He holds a B.S. in Marketing from Miami University.

Michael T. Miller

Age 54

*Executive Vice
President, Chief
Financial Officer
and Director*

Mr. Miller has served as our most senior financial officer since he joined us in 2000 as our Executive Vice President - Finance. He has been our Chief Financial Officer since 2013 and a director since 2004. Prior to joining the Company, Mr. Miller held the position of Senior Vice President/Managing Director responsible for Corporate Investment Banking at Huntington Capital Corp., a subsidiary of Huntington Bancshares, Inc., a regional bank holding company. Before joining Huntington in 1991, Mr. Miller held various positions with Deutsche Bank and Canadian Imperial Bank of Commerce in New York. Mr. Miller began his career at First Union National Bank in Charlotte, North Carolina. He holds a B.A. from Wake Forest University. Mr. Miller serves on the board of BMC Stock Holdings, Inc. and is a member of its audit committee.

Jay P. Elliott

Age 57

*Chief Operating
Officer*

Mr. Elliott has been our Chief Operating Officer since 2013. Since joining the Company in April 2002 as Regional Operations and Business Integrations Manager, he has led our acquisition integration process and has overseen various corporate functions. Prior to joining us, Mr. Elliott worked with E&Y Corporate Finance, LLC in restructuring advisory services. Mr. Elliott's experience includes ten years with Owens Corning in several roles including new business development, market management and corporate strategic planning. Mr. Elliott spent three years with IBM and began his career with Westinghouse Electric Corp. He earned an M.B.A. from Cornell University Johnson Graduate School of Management, a B.E. from Dartmouth College Thayer School of Engineering, and an A.B. from Colgate University.

Table of Contents

<p>Todd R. Fry</p> <p><i>Age 53</i></p> <p><i>Chief Accounting Officer</i></p>	<p>Mr. Fry has been our Chief Accounting Officer since April 2014 and our Treasurer since March 2015. He was Chief Financial Officer of Champion Industries, Inc., a commercial printer, business form manufacturer and supplier of office products and office furniture, from 1999 to April 2014, where his responsibilities included SEC reporting, Sarbanes-Oxley compliance, mergers & acquisitions, corporate governance, risk management and debt negotiation. From 1997 to 1999, Mr. Fry served as Chief Financial Officer of Broughton Foods Company, where he led both the initial public offering and subsequent sale of the company. Mr. Fry served as a manager at Coopers & Lybrand L.L.P. from 1991 to 1997. Mr. Fry holds a B.S. from The Ohio State University. Mr. Fry has served as a director of Summit State Bank since 2000.</p>
<p>W. Jeffrey Hire</p> <p><i>Age 67</i></p> <p><i>President of External Affairs</i></p>	<p>Mr. Hire joined the Company in 2008 and was named President of External Affairs in 2013. His responsibilities include working with our largest customers, our major suppliers and industry associations. Prior to joining us, from 1978 to 2008, Mr. Hire held numerous management positions at Owens Corning. From 2006 to 2008, he served as Director of Products and Programs for the Insulating Systems Business, developing product innovations and value-added customer programs. For eleven years prior to that, Mr. Hire was General Manager of the Insulation Contractor Segment of the Residential Insulation Division. He earned a B.S. in Philosophy from University of Mount Union in Alliance, Ohio and an M.B.A. specializing in General Management from The University of St. Thomas Opus College of Business in St. Paul, Minnesota. He serves on the Board of the Insulation Contractors Association of America, currently as the organization's President, and has served as a Committee Chairman for the North American Insulation Manufacturers Association. Mr. Hire received the Insulation Contractors Association of America's Key Man award for his leadership and dedication to the industry.</p>
<p>Jason R. Niswonger</p> <p><i>Age 46</i></p>	<p>Mr. Niswonger has been our Senior Vice President, Finance and Investor Relations since March 2015 and served as our Director of Investor Relations from January 2014 until March 2015. Prior to joining the Company, he served from 2011 to 2013 as the Director, Financial Reporting for Edwards Industries, a national property development and management company. From 2006 to 2011, Mr. Niswonger held multiple positions including the Director, Finance for the Seating Systems Division of Commercial Vehicle Group, Inc., a supplier of integrated system solutions for the global commercial vehicle market. From 2004 to 2006, he was the Director, Financial Reporting for Installed Building Products, LLC. Prior to joining Installed Building Products, LLC, Mr. Niswonger served as the Director of Global Accounting</p>

*Senior Vice
President, Finance
and Investor
Relations*

and Financial Reporting at Sterling Commerce, Inc., a global provider of EDI services, B2B integration software solutions and consulting, where he worked from 2000 to 2004. Prior to joining Sterling, he held positions in financial reporting at Express, a division of The Limited, and Exel Logistics. Mr. Niswonger earned an M.B.A. from Otterbein College and a B.A. from Ohio University.

Table of Contents*Certain Significant Employees*

<p>William W. Jenkins</p> <p><i>Age 62</i></p> <p><i>Senior Vice President, Purchasing and Supply Chain</i></p>	<p>Mr. Jenkins has been our Senior Vice President, Purchasing and Supply Chain since March 2015 and served as our Director of Internal Audit from September 2013 until March 2015. From 2011 to 2013, he served as a Regional President and served as our President from 1998 to 2011. Prior to joining the Company, Mr. Jenkins held senior management positions with Midwest Wholesale Building Materials, a building products wholesaler and BuyOhio Realtors. Mr. Jenkins began his career with Ernst & Young LLP, where he progressed to become a Senior Manager, specializing in audits of publicly held and privately held insurance, wholesale distribution and fast-food companies. He graduated from The Ohio State University with a B.S. and became a licensed CPA in the State of Ohio.</p>
<p>R. Scott Jenkins</p> <p><i>Age 63</i></p> <p><i>Regional President</i></p>	<p>Mr. Jenkins has been a Regional President since 2006 when we acquired OJ Insulation, Inc., which he co-founded in 1984. During his 22-year tenure at OJ Insulation as owner and chief executive officer, Mr. Jenkins was responsible for numerous strategic acquisitions and significant company growth. Since joining us, Mr. Jenkins has been responsible for the management of operations in several states, including Minnesota, Idaho, Washington and California. He received a B.A. in Social Science from the University of California at Irvine and has been an active member of Vistage International CEO Organization since 2004.</p>
<p>Shelley A. McBride</p> <p><i>Age 62</i></p> <p><i>General Counsel and Secretary</i></p>	<p>Ms. McBride joined the Company in 2005 as General Counsel and Secretary. Prior to joining the Company, she worked as an attorney at the law firm of Calfee, Halter & Griswold, representing corporate and institutional clients in the areas of mergers and acquisitions, secured credit transactions, subordinated debt financings, common and preferred equity investments, organizational restructuring and general corporate matters. Before joining Calfee, Halter & Griswold in 2001, Ms. McBride served as legal counsel for Nationwide Mutual Insurance Company in the Nationwide Enterprise Office of Investments and also served as legal counsel for various investment funds at Banc One Capital. Her experience includes representing corporate and institutional clients at the law firms of Squire Patton Boggs and Kegler, Brown, Hill & Ritter. From 1983 to 1989, Ms. McBride served as a law clerk to the Honorable John D. Holschuh and the Honorable Mark R. Abel in the United States District Court for the Southern District of Ohio. Ms. McBride earned a J.D. and a B.A. from The Ohio State University.</p>

**Matthew J.
Momper**

Age 58

Regional President

Mr. Momper has been a Regional President since 2008. Prior to joining the Company, he served as President of Momper Insulation Inc., a family business, which he joined in 1984. Mr. Momper was responsible for significant growth of Momper Insulation Inc., and the strategic decision to join that company with us in 1998. Since joining us, Mr. Momper has been responsible for the management of operations in several states, including Wisconsin, Indiana, Ohio and Illinois. He received a B.S. from Ball State University and an M.B.A. from Drake University. Mr. Momper currently serves on the Board of Trustees for Ball State University and the Board for the Allen County Building Department.

Table of Contents

<p>Warren W. Pearce</p> <p><i>Age 60</i></p> <p><i>Regional President</i></p>	<p>Mr. Pearce has been a Regional President since 2011. From 2004 to 2011, he was Vice President of Operations for Masco Corporation, a manufacturer of home products, distributor of building products and installer of building products, where he held various other positions beginning in 1984. Mr. Pearce began his career at Carroll Insulation and later served as branch manager at American Aluminum Insulation. Since joining the Company, Mr. Pearce has been responsible for the management of operations in several states, including Ohio, North Carolina, Virginia and Maryland. He received from Kent Votech his Electrical Apprenticeship certification.</p>
<p>Henry T. Schmueckle</p> <p><i>Age 54</i></p> <p><i>President, the Alpha Companies</i></p>	<p>Mr. Schmueckle has been President of the Alpha companies, installers of commercial waterproofing, insulation, fireproofing, and fire stopping, since 2012. Mr. Schmueckle joined the Alpha companies in 1988 and served as the General Manager of the San Antonio branch from 1989 to 1992, as Vice President from 1992 to 2012 and as President from 2012 to the present. During his 30 years with the Alpha companies, Mr. Schmueckle has been responsible for various strategic and growth initiatives. He is currently responsible for estimating, development of new programs and the day-to-day operational needs of Alpha. Mr. Schmueckle holds specialty trade contractor licenses in Louisiana, Arkansas, Tennessee, Alabama and Mississippi. He received an Associates Degree from Texas State Technical College in Applied Science Specializing in Building Construction Technology.</p>
<p>Vikas Verma</p> <p><i>Age 66</i></p> <p><i>President, Commercial Development</i></p>	<p>In January 2019, Mr. Verma became our President of Commercial Development. His responsibilities include commercial acquisition sourcing, new commercial product development and organic growth of our commercial business. From 2012 to 2018, Mr. Verma served as the Chief Executive Officer of the Alpha companies, installers of commercial waterproofing, insulation, fireproofing and fire stopping, responsible for business and market development, marketing, finance, insurance and bonding needs of the Alpha companies. Mr. Verma founded Alpha Insulation & Water Proofing, Inc. in 1982 and served as its President from 1982 to 2012. Mr. Verma was the President of Alamo Insulation Co., a residential insulation company with offices in San Antonio and Corpus Christi, Texas from 1977 to 1982. Mr. Verma is a member of the boards of directors of the National Association of Minority Contractors and Cobb Boys and Girls Club, and has served on advisory boards for Synovus (previously Charter Bank), Owens Corning & Johns Manville. He holds a B.A. in Engineering and an Associate's Degree in International Marketing and Marketing Management from University of Bombay. He also held the position of President for Georgia Walls & Ceilings Association and is a graduate of Leadership Atlanta.</p>

Brad A. Wheeler

Age 44

Regional President

Mr. Wheeler has been a Regional President since January 2015. He joined the Company in 2010 as Regional Manager and was responsible for the management of operations in several states. Prior to joining us, Mr. Wheeler was a District and Branch Manager for Masco Contractor Services, an installer of building products, from 2001 to 2010. From 1996 to 2001, he held various positions at Cary Corporation, which was purchased by Masco Contractor Services. Since joining the Company, Mr. Wheeler has been responsible for the management of operations in several states, including Colorado, Texas, Florida and Georgia. He attended Radford University and has been an active member of Vistage International CEO Organization since 2011.

Table of Contents

**Randall S.
Williamson**

Age 57

Regional President

Mr. Williamson has been a Regional President since 2001. He began his career in 1981 at Monroe Insulation and Gutter Company Incorporated, or Monroe, where he progressed to become Vice President in 1992. In 1996, Mr. Williamson purchased Monroe and merged it with other companies to form American Building Systems, Inc., where he served as President until 2001. American Building Systems, Inc. merged with us in 2001. Since joining us, Mr. Williamson has been responsible for the management of operations in several states, including Massachusetts, New Jersey, New York and Michigan. He attended Colorado State University and serves on the board of governors for U.S. Grown Foods.

Table of Contents**COMPENSATION DISCUSSION & ANALYSIS****Compensation Committee Report**

The Compensation Committee has reviewed the Compensation Discussion & Analysis (CD&A) included in this Proxy Statement and has discussed the CD&A with members of the management team involved in the compensation process. Based on such review and discussions, the Compensation Committee recommended to the Board of Directors that the CD&A be included in this Proxy Statement and incorporated in the Company's Annual Report on Form 10-K for the year ended December 31, 2018.

Compensation Committee

Janet E. Jackson (Chair)

Robert H. Schottenstein

Michael H. Thomas

CD&A Table of Contents

Section	Highlights	Page
Section 1 Executive Summary	2018 Named Executive Officers	37
	Business Overview	37
	2018 Company Performance Highlights	37
	Employee and Community Initiatives	38
	Pay for Performance Philosophy	39
	2018 Say-on-Pay Voting Results	39
	2018 Executive Compensation at a Glance	39
	2018 Target Compensation Mix	40
	Changes to Executive Compensation	41
	Key Compensation Practices	41

Edgar Filing: Installed Building Products, Inc. - Form DEF 14A

Section 2	How We Determine Pay	Our Compensation Objectives and Philosophy	42
		Goals of Our Compensation Program	42
		Guiding Principles of Our Compensation Philosophy	42
		Our Executive Compensation Process	43
		Peer Group Analysis	44
		Consideration of Advisory Vote on Executive Compensation	45
		Risk Assessment and Management	45
Section 3 Program	Elements of our Compensation Program	Components of Compensation	45
		Base Salary	46
		Performance-Based Cash Incentives	47
		Performance-Based Equity Incentives	47

Table of Contents

Section 4	What We Paid in 2018	2018 Base Salary	48
		2018 Performance-Based Incentive Cash Awards	49
		2018 Time-Based Equity Awards	50
		2018 Performance-Based Incentive Equity Awards	51
		Executive Compensation Changes After December 31, 2018	51
Section 5	Other Compensation and Policies	Executive Benefits and Perquisites	53
		Post-Termination Compensation	53
		Retirement / Post-Employment Benefits	53
		Equity Grant Practices	53
		Tax Considerations	54
		Tax Gross-Ups	54
		Stock Ownership Guidelines	54
Recoupment Policy	55		

Section 1 Executive Summary*2018 Named Executive Officers (NEOs)*

Name	Position	Since
Jeffrey W. Edwards	President, Chief Executive Officer and Chairman	1999
Michael T. Miller	Executive Vice President and Chief Financial Officer	2004
Jay P. Elliott	Chief Operating Officer	2013
W. Jeffrey Hire	President, External Affairs	2013
Jason R. Niswonger	Senior Vice President, Finance & Investor Relations	2015

Business Overview

We are one of the nation's largest insulation installers for the residential new construction market and also offer installation of a diversified range of complementary building products, including waterproofing, fire-stopping and fireproofing, garage doors, rain gutters, window blinds, shower doors, closet shelving and mirrors, operating throughout the United States. We manage all aspects of the installation process for our customers, including direct purchases of materials from national manufacturers, supply of materials to job sites and quality installation. We provide services for new and existing single-family and multi-family residential projects and commercial building projects from our national network of branch locations.

2018 Company Performance Highlights

Our record 2018 financial and operating results reflect the continued success of our growth-oriented business model, disciplined acquisition strategy and service-oriented culture. We have successfully enhanced our business platform by diversifying our services and expanding our geographic footprint to many of the strongest U.S. housing markets. Our enhanced position allows us to provide more installation services, while deepening our relationships with builders nationwide.

Table of Contents

Highlights for the year ended December 31, 2018:

Net revenue increased 18.0% to \$1.3 billion
Gross profit improved 14.7% to \$371.6 million
Net income increased to \$54.7 million (\$1.75 per diluted share)
Adjusted EBITDA¹ increased 16.5% to \$164.4 million
Operating income rose 25.5% to \$93.2 million

For 2018, our sales increased 18%, outpacing the 3.4% year over year growth in total U.S. housing completions. We also saw an 11.5% increase in sales in our large commercial construction installation business. Our performance is a result of our ability to grow our core insulation installation operations, while diversifying our installation services to new geographies, end markets and product offerings. In 2018, we completed 12 acquisitions representing approximately \$83 million of annual revenues. We also returned \$89.4 million of capital to our stockholders through our stock repurchase program.

Employee and Community Initiatives

Our success is a direct result of the dedication and commitment of our approximately 7,700 employees. In 2017, we implemented two employee initiatives to help improve employee sourcing and retention rates. We experienced improved employee retention rates in 2018 in part as a result of these programs and our community engagement programs.

Financial Wellness Program This program helps educate participants on key personal financial management topics, including budgeting, debt reduction, saving and giving back to the community. One of the key components of this program is encouraging employees to establish personal savings accounts, which the Company matches dollar for dollar up to \$1,000. Since the commencement of the program in 2017, the Company has incurred approximately \$3.1 million in expense in association with the Company match. In the spirit of the program's giving-back principle, for fiscal years 2017 and 2018, Messrs. Edwards, Miller and Elliott agreed in advance to waive all or part of their performance-based incentive cash award payments to offset a portion of the Company's matching expense. We believe this is a valuable program that not only helps address employee retention, but represents the right thing to do in order to help educate and inform our employees about their financial position and security.

Longevity Restricted Stock Unit Program This program rewards employees who do not otherwise receive awards under any other Company stock program for their long-time dedicated service to the Company. Eligible employees are awarded grants of restricted stock units under our 2014 Omnibus Incentive Plan for each ten years of service to the Company, including service for companies that we acquire. Provided that the Company meets a revenue target established in advance by the Compensation Committee (for fiscal year 2018 awards, the target was \$1.195 billion trailing 12-month revenue from July 1, 2017 to June 30, 2018), employees are awarded restricted stock units based on a percentage of wages that convert one year later into shares of our common stock. We have awarded approximately 88,890 restricted stock units to approximately 850 employees since the program's inception in 2017, with years of service ranging from ten to 48 years. We believe the program is in the best interest of the Company and its stockholders, as it rewards employees for valued service and assists in retention of the Company's highly valued long-term employees.

¹ Adjusted EBITDA, used throughout this CD&A, is a non-GAAP performance measure. For more information regarding how we define Adjusted EBITDA, see [Additional Information - Use of Non-GAAP Financial Measures](#).

Table of Contents

In 2019, we are implementing several new programs through our Installed Building Products Foundation. Messrs. Edwards, Miller and Elliott have agreed in advance to waive all performance-based incentive cash awards that may be earned for 2019 to assist the Company in funding the programs under the foundation.

Scholarship Program This program awards annual scholarships of up to \$2,500 to qualifying employees or their immediate family members attending accredited vocational or trade schools and universities or colleges in the U.S. Selection criteria include academic performance, financial need and character reference letters. Preference will be given to construction-related fields of study.

Employee Emergency Assistance Program This program provides for awards of \$250 to \$2,000 for food, shelter and other basic needs for qualifying employees experiencing financial hardships resulting from an unexpected emergency or disaster, such as a natural disaster or other acts of nature, house fire, accident, domestic abuse, crime, short term illness, death of a spouse, partner or dependent or military deployment.

Employee Matching Gifts Program The Company will match cash gifts of up to \$500 or volunteer time of up to 25 hours at \$20 per hour for all qualifying employees. Eligible organizations include tax-exempt public charities, nonprofit colleges, universities, hospitals and medical facilities in the U.S. as well as community service programs.

Grant Program The Company will provide grants to 501(c)(3) organizations in the U.S. located within 50 miles of a branch or corporate office involved in either building or renovating homes or otherwise providing shelter for those in need. Preference will be given to organizations with a history of strong fiscal management, organizations in which a Company associate is involved as a board member or volunteer and organizations that provide volunteer opportunities for our employees.

Pay for Performance Philosophy

Our executive compensation philosophy is to provide a competitive compensation package weighted toward Company performance and aligned with our stockholders' long-term interests. A significant percentage of our executive compensation is in the form of performance-based awards. The Compensation Committee believes that our executive compensation program drives performance and increases stockholder value.

2018 Say-on-Pay Voting Results

Our executive compensation program received strong support from our stockholders in 2018, with 98% of the votes cast at the 2018 annual meeting voting in favor. The Compensation Committee believes that this level of support of our executive compensation program is indicative of our stockholders' strong support of our compensation philosophy and goals.

2018 Executive Compensation at a Glance

We believe that the compensation paid to our named executive officers for 2018 appropriately aligned executive pay with our corporate performance.

Table of Contents

Name	Base Salary (\$)	Performance- Based Cash Award Earned (\$)	Performance- Based Cash Award Actually Paid (\$)⁽¹⁾	Time-Based/ Performance- Based Restricted Stock Award at Grant Date Fair Value⁽²⁾ (\$)	Total (\$)⁽³⁾
Jeffrey W. Edwards	660,000	589,545	-	1,112,269	2,361,814
Michael T. Miller	330,000	218,350	-	416,710	965,060
Jay P. Elliott	385,000	296,956	-	428,954	1,110,910
W. Jeffrey Hire	300,000	65,505	65,505	123,369	488,874
Jason R. Niswonger	280,000	69,872	69,872	55,098	404,970

(1) Messrs. Edwards, Miller and Elliott agreed in advance to waive their 2018 performance-based cash award payments to offset the expense of the Company match under the financial wellness program. This column shows the amount of performance-based cash award actually paid to each NEO.

(2) In 2017, the Compensation Committee began granting incentive awards of restricted stock to our NEOs that have a one year performance measurement period followed by an additional two year vesting period. Other employees receive awards of only time-based restricted stock. Mr. Hire became an executive officer in 2018; therefore, he received in 2018 both a time-based award based on 2017 performance and a performance-based award based on 2018 performance.

(3) Represents the sum of Base Salary, Performance-Based Cash Award Earned and Time-Based / Performance-Based Restricted Stock Award at Grant Date Fair Value.

2018 Target Compensation Mix

Our executive compensation program for 2018 consisted of three components: base salary, performance-based cash awards and performance-based restricted stock awards. The illustration below reflects the mix of our target executive compensation for 2018 and highlights the at-risk portion of total target compensation. Approximately 79% of our Chief Executive Officer's target compensation and approximately 65% of the average target of our other NEOs compensation was variable and tied to Company performance.

Table of Contents

Changes to Executive Compensation

Changes Effective for 2018 W. Jeffrey Hire, our President of External Affairs, became an executive officer.

Changes Effective in 2019 For 2019, the Compensation Committee increased the base compensation and target incentive compensation levels for our NEOs based on performance, job responsibilities and gaps to market pay practices, taking into consideration internal pay equity. The Compensation Committee also considered the appropriate mix of compensation elements for each individual.

Base salaries for Messrs. Edwards, Miller, Elliott, Hire and Niswonger increased by \$20,000, \$10,000, \$15,000, \$10,000, and \$10,000, respectively.

Target performance-based cash bonuses were increased for Messrs. Edwards, Miller, Elliott, Hire and Niswonger by \$45,000, \$30,000, \$10,000, \$25,000 and \$20,000, respectively.

Target performance-based equity awards were increased for Messrs. Edwards, Miller, Elliott, Hire and Niswonger by \$185,000, \$20,000, \$50,000, \$15,000 and \$20,000, respectively.

Key Compensation Practices

What We Do	What We Don't Do
<p>Pay for Performance A substantial percentage of our executive compensation is based on pre-established financial performance metrics and paid based on achievement of those goals</p>	<p>x No Tax Gross-Ups We do not provide for tax gross-ups for perquisites or other benefits for executives</p>
<p>Balanced Compensation Mix NEOs are paid a mix of salary, performance-based cash bonuses and performance-based restricted stock awards</p>	<p>x No Pension Plans We do not have pension plans or other retirement benefits for our executives that are not available to other employees</p>
<p>Multi-year Vesting of Equity Awards Earned shares of performance-based restricted stock vest over a two-year period after the financial target is met, enforcing a culture of long-term success</p>	<p>x No Hedging Our Insider Trading Policy prohibits hedging and other monetization transactions involving our securities</p>
	<p>x</p>

Limited Perquisites We provide minimal perquisites to our NEOs that are not available to other salaried employees

Competitive Pay An independent consultant provides market data to assess compensation competitiveness and compensation levels are targeted near the average of the median and 75th percentile of our peers

Robust Clawback Policy Our clawback policy allows recovery of incentive and other compensation in the event of a restatement of our financial statements or other triggering events

Stock Ownership Requirements NEOs are required to hold Company stock in a multiple of base salary, aligning their interests with our stockholders

Annual Say-on-Pay We value stockholder input and seek an annual advisory vote on executive compensation from our stockholders

No Short Sales We do not permit short sales or other speculative transactions in Company securities

x **No Option Repricing** Our 2014 Omnibus Incentive Plan prohibits repricing underwater stock options without the approval of our stockholders

x **No Single Trigger on a Change in Control** We do not provide for automatic accelerated vesting of incentive awards upon a change in control

x **No Pledging** Our Insider Trading Policy prohibits pledging our common stock and holding our common stock as collateral in a margin account

x **No Employment Agreements** We do not have employment agreements with our executives other than our Chief Executive Officer

Table of Contents

Section 2 How We Determine Pay

Our Compensation Objectives and Philosophy

Our executive compensation philosophy is to provide a competitive compensation package weighted toward Company performance and aligned with our stockholders' long-term interests. Our executive compensation program is both reflective of the strategic value of the individual's position and designed to ensure long-term retention and motivation.

Goals of Our Compensation Program

To attract, motivate and retain exceptional executives who are critical to sustained long-term Company performance and stockholder value.

To align the interests of our key executives with the long-term interests of our stockholders by tying a significant amount of executive compensation to the achievement of performance metrics related to our business goals and financial performance.

To motivate our executives to perform at the highest level, to achieve our financial and strategic goals and to reinforce our commitment to high-quality service, which is the pillar of our local operations and is primarily responsible for the strength of our longstanding relationships with our customers and suppliers.

Guiding Principles of Our Compensation Philosophy

Pay for Performance. We reward our executives' achievements by linking a significant portion of their compensation to the Company's financial performance. Our incentive compensation program is subject to a pre-established performance metric that reflects strategic and operational objectives. Incentive compensation varies based on the extent to which the objective is met - if at least 80% of the target is not met, then no incentive compensation is payable, while if the target is exceeded, executives have an opportunity to earn above-target incentive compensation.

Competitive Pay. Our compensation program is designed to attract, retain, motivate and reward top talent through the use of elements that are flexible and competitive with our peers.

Internal Pay Equity. We believe that internal pay equity is an important factor in ensuring fairness and encouraging a collaborative effort among our executive team. The Compensation Committee reviews compensation levels to ensure that appropriate internal pay equity exists, including review of each NEO's pay components and levels relative to other NEOs, considering experience, leadership role, seniority and level of responsibility.

Aligned with Stockholders. A significant portion of our executives' compensation is in the form of at-risk performance-based cash and restricted stock awards that, if earned, vest over an additional two years. The value of an executive's equity-based award fluctuates with the price of our common stock, which aligns the long-term interests of our executives and our stockholders. In furtherance of this principle, our NEOs are required to maintain levels of ownership of our common stock based upon a multiple of their salaries.

Table of Contents

Our Compensation Committee considers the overall mix of cash and equity compensation, annual and long-term incentives and fixed and variable pay in determining our executive compensation. The Compensation Committee does not follow any pre-established policies, guidelines or formulas for allocating compensation mix, instead retaining flexibility by determining annually what it believes is the appropriate mix of compensation.

Our Executive Compensation Process

Role of the Compensation Committee. Our Compensation Committee, comprised solely of independent directors, is responsible for the oversight, establishment, implementation and administration of our executive compensation program. During the first quarter of each year, the Compensation Committee, in consultation with our Chief Executive Officer and Chief Financial Officer, determines incentive compensation earned by our NEOs based on the prior year's performance and finalizes performance metrics and target incentive compensation levels for the current year. Later in the year, the Compensation Committee reviews materials relating to peer group composition and other information that forms the basis for future decisions. The Compensation Committee sets compensation consistent with our compensation philosophy and objectives and competitive with our peers. In making compensation decisions, the Compensation Committee considers a balance of information, among other things, the experience, leadership, responsibility and performance of the executive team, retention, internal equity considerations and industry competitiveness. While the Compensation Committee consults with management and its independent compensation consultant in determining our compensation program, final authority for the establishment of our program and performance objectives rests solely with the Compensation Committee. For more information regarding the Compensation Committee, see Corporate Governance Board Committees Compensation Committee.

Role of Executives. In the course of determining executive compensation, the Compensation Committee from time to time solicits input from our management. The Compensation Committee believes this input is valuable because of the Chief Executive Officer's and Chief Financial Officer's comprehensive knowledge of our business, operations and financial and strategic goals. Our Chief Executive Officer and Chief Financial Officer (i) provide data, analysis and recommendations to the Compensation Committee regarding the Company's executive compensation programs, (ii) annually evaluate the performance of our named executive officers (other than themselves) based on each individual's performance, length of service, experience, level of responsibility and achievement of Company strategic goals, and (iii) propose to the Compensation Committee the performance metrics to be used to determine target awards under our performance-based incentive programs. The Compensation Committee retains sole authority to determine all elements of executive compensation. The Compensation Committee from time to time delegates to management and the human resources department certain administrative duties.

Role of Compensation Consultants. The Compensation Committee engages Mercer, LLC, a subsidiary of Marsh & McLennan Companies and a global professional services firm (Mercer), to provide market data with respect to publicly-traded companies similar in size and industry in connection with executive and non-employee director compensation. Mercer reports directly to the Compensation Committee. In 2018, the Compensation Committee engaged Mercer to perform a comprehensive review of our executive compensation and non-employee director programs and to conduct market comparisons to assist the Compensation Committee in its responsibilities. The Compensation Committee and management first worked with Mercer to develop an appropriate peer group of publicly-traded companies. Mercer then provided an independent review of the executive and non-employee director compensation practices in our peer group. Mercer provided advice and recommendations about the Company's executive compensation program, including an analysis of overall competitiveness to market. The Compensation Committee considered Mercer's advice in structuring our compensation program. The Compensation Committee

intends to engage Mercer to update its review of our executive compensation program biannually. In connection with the engagement of Mercer, the Compensation Committee considered and assessed all relevant factors, including, but not limited to, those set forth in applicable SEC and NYSE rules, that could give rise to a potential conflict of interest with respect to Mercer. Based upon this review, the Compensation Committee determined that engaging Mercer did not raise any conflict of interest.

Table of Contents*Peer Group Analysis*

Mercer, in consultation with our management and Compensation Committee, compiled a report in July 2018 of compensation data for executive officers and non-employee directors in our peer group. The data included base salary, annual cash incentive compensation, long-term incentive awards, performance metrics utilized, incentive plan designs and long-term incentive mix. Mercer compiled this data from the proxy disclosures of the peer group as well as from published surveys.

The Compensation Committee reviewed Mercer's report summarizing compensation levels at the 25th, median and 75th percentiles of the peer group for positions comparable to those held by each of our NEOs. The Compensation Committee also reviewed a report comparing the target total cash compensation (base salary plus target annual incentive) and target total direct compensation (base salary plus target annual incentive plus target long-term incentive) for each of our NEOs against these benchmarks. For retention, motivation and competitive considerations, the Compensation Committee targets each NEO's total cash compensation and total direct compensation levels at approximately the average of the median and 75th percentile of the peer group.

Using the information provided by Mercer, the Compensation Committee reviewed executive compensation data at peer companies to gauge the reasonableness and competitiveness of our executive compensation program. Comparison to our peer group is one of several factors considered by the Compensation Committee, but is not determinative. Individual compensation is based on numerous factors, including performance, length of service, experience, level of responsibility, competitive compensation data and performance of the Company. While the Compensation Committee does not establish executive pay based solely on peer group data, it believes that our pay levels and practices should be within a range of competitiveness with our peer group.

In determining our peer group, Mercer recommended that the Compensation Committee consider a number of factors for each potential peer company, including size (revenues, market capitalization, net income and number of employees) and nature of the business (building products industry and similar customer base). The Compensation Committee believes our selected peer group provides a sufficient sample size from which to draw conclusions and reflects a representative market for executive talent.

Upon consultation with management and Mercer, the Compensation Committee selected the following 11 companies as our peer group. Certain of our previous peers were replaced due to acquisition or size changes to maintain a balance of appropriate size, revenues, industry and presence as a competitor for executive talent. Our peer group for 2018 is set forth below:

Peer Group (\$ in millions)	Market Cap	Peer Group (\$ in millions)	LTM Revenue
USG Corporation	5,962.0	BMC Stock Holdings, Inc.	3,682.4
Trex Company, Inc.	3,487.7	USG Corporation	3,336.0
Armstrong World Industries, Inc.	2,885.2	GMS Inc.	2,971.7
TopBuild Corp.	1,592.3	BlueLinx Holdings Inc.	2,623.8
Gibraltar Industries, Inc.	1,141.2	TopBuild Corp.	2,384.2
Installed Building Products, Inc.	1,052.0	Foundation Building Materials	2,044.3
BMC Stock Holdings, Inc.	1,042.8	American Woodmark Corporation	1,643.8

Edgar Filing: Installed Building Products, Inc. - Form DEF 14A

American Woodmark Corporation	961.2	Installed Building Products, Inc.	1,336.4
PGT Innovations Inc.	918.4	Gibraltar Industries, Inc.	1,002.4
GMS Inc.	612.0	Armstrong World Industries, Inc.	975.3
Foundation Building Materials	356.5	PGT Innovations Inc.	698.5
BlueLinx Holdings Inc.	229.6	Trex Company, Inc.	684.3
Peer Group Median	1,047.4	Peer Group Median	1,844.1
Peer Group 75 th Percentile	1,915.6	Peer Group 75 th Percentile	2,710.8

Table of Contents

Consideration of Advisory Stockholder Vote on Executive Compensation

Our executive compensation program received substantial stockholder support at the 2018 annual meeting, with more than 98% of the votes cast by our stockholders voting in favor. The Compensation Committee believes that this level of support is indicative of our stockholders' strong support of our executive compensation philosophy and goals. Stockholder votes provide valuable information regarding stockholder sentiment about our compensation program, which the Compensation Committee carefully reviews and considers when making future decisions regarding the compensation of our NEOs. Upon consideration of the 2018 say-on-pay vote, the Compensation Committee maintained a similar NEO compensation structure for 2019. In accordance with the preference expressed by our stockholders and as a matter of good corporate governance, our Board has committed to having an annual say-on-pay vote.

Risk Assessment and Management

We believe the design of our compensation program mitigates any incentive for short-term risk-taking by executives that could be detrimental to the long-term best interests of the Company and its stockholders. The Compensation Committee believes that any risks arising from our compensation programs are minimal and are not reasonably likely to have a material adverse effect on us. The Compensation Committee believes that the following features of our executive compensation program appropriately mitigate potential risks:

Performance Metrics. Pre-established financial performance metrics used to determine incentive award opportunities are intended to reward success without encouraging excessive risk taking.

Equity Vesting. Our executives are awarded performance-based restricted stock awards that, if earned, vest over an additional two years based on continued service, rewarding stability and sustained performance.

Equity Retention. We have established a stock ownership policy that requires our executives to beneficially own our common stock with a fair market value between one and five times base salary.

No Hedging or Pledging. NEOs (and other employees subject to our Insider Trading Policy for Covered Persons) are prohibited from engaging in any hedging or monetization transactions involving Company securities, pledging any Company securities as collateral for a loan and holding Company securities as collateral in a margin account. Any person who is (i) engaged in a hedging transaction involving Company securities, (ii) pledging Company securities as collateral for a loan or (iii) holding Company securities as collateral in a margin account is not eligible for election or re-election as a director.

Clawback Policy. The Compensation Committee has the ability to recoup compensation paid to an executive officer in the event of a restatement of our financial statements, or if an executive has engaged in grossly negligent or intentional misconduct that is a significant contributing factor to an accounting restatement, any

significant increase in the value of such executive's incentive compensation or any substantial financial or reputational harm to the Company.

Other Factors. Other mitigating factors include benchmarking compensation, oversight by a committee of independent directors and a mix of fixed and variable incentive compensation.

Section 3 Elements of our Compensation Program

Components of Compensation

Our executive compensation program is designed to be simple, competitive and link pay to performance. Our approach to executive compensation in 2018 was substantially the same as the approach approved by our stockholders at the 2018 annual meeting.

Table of Contents

Our executive compensation program includes the following key elements:

Element	Design	Purpose
Base Salary	<p>Fixed cash compensation.</p> <p>Reviewed annually and adjusted as appropriate, based on responsibility, performance, internal pay equity and market practices.</p>	<p>Provides a fixed source of income to attract and retain executives with proven skills and leadership abilities.</p>
Performance-Based Cash Incentives	<p>At-risk performance-based cash compensation based on achievement of pre-established performance goals.</p> <p>Earned only if at least 80% of target goal is achieved.</p>	<p>To motivate and reward executives to achieve performance objectives that are key to our annual financial and strategic goals.</p>
Performance-Based Equity Incentives	<p>At-risk performance-based equity compensation based on achievement of pre-established performance goals.</p> <p>Granted as restricted stock.</p> <p>Earned only if at least 80% of target goal is achieved.</p> <p>Vests over two years of continued service after satisfaction of performance</p>	<p>To motivate and reward executives for focusing on sustained long-term growth and increasing stockholder value.</p> <p>Enhances retention of key talent.</p> <p>Aligns compensation with stockholder value.</p>

goals.

Our executive compensation program includes both fixed components (base salary and benefits) and variable components (short- and long-term incentive awards) that are directly tied to our financial performance. The Compensation Committee annually considers the mix of compensation and may make adjustments after giving consideration to evolving circumstances, the individuals involved and their responsibilities and performance. The Compensation Committee believes this mix of components is appropriate for our NEOs because it incentivizes them to focus on both short- and long-term success and aligns their interests with those of our stockholders. The Compensation Committee also believes that this mix is consistent with companies in our peer group. The Compensation Committee strives to achieve an appropriate balance among the elements of our compensation program to meet our objectives and philosophy, but does not apply any set formula in allocating executive compensation. We provide very few perquisites or other special benefits to our executive officers that are not generally available to our salaried employees, other than auto allowances (including insurance) and cell phones. We provide no pension plans or other retirement benefits to our executive officers other than our 401(k) plan, which is generally available to all of our employees.

Base Salary. We provide base salaries to our NEOs to compensate them for performing day-to-day responsibilities and to provide competitive fixed pay to balance at-risk compensation, which is a substantial part of our NEOs compensation. Base salary is intended to provide a fundamental level of compensation so that the NEOs do not feel pressured to take unnecessary or excessive risks or to focus on the price of our common stock. The Compensation Committee reviews base salaries no less than annually, usually in the first quarter of each year, and takes into consideration the scope of the executive s responsibilities, experience, individual performance, competitive market

Table of Contents

salary levels, internal pay equity and overall mix of compensation elements. Salary adjustments, if any, typically become effective on April 1 of each year.

Our Chief Executive Officer's employment agreement provides for a minimum annual base salary of \$600,000. See Employment Agreement with Jeffrey W. Edwards below for more information.

Performance-Based Cash Incentives. We provide our NEOs with annual performance-based cash incentive opportunities, which are designed to reward achievement of short-term performance goals measured over the current fiscal year. Incentive award opportunities are tied to the achievement of a pre-determined financial performance target that is directly related to our financial and strategic goals for the year. In February of each year, the Compensation Committee, after considering the recommendations of management, sets an annual financial performance target for the year based on the criteria under our 2014 Omnibus Incentive Plan and establishes for each NEO a target bonus amount expressed as a fixed dollar amount. Actual compensation for an executive may be above or below target, based on the degree to which the performance metrics are met. The executive generally must remain employed through the end of the performance period to be eligible for any cash bonus. Termination of employment for any reason prior to the actual payment date (except in the case of death) generally results in forfeiture of the incentive cash bonus.

In setting financial performance goals each year, the Compensation Committee uses a one-year performance metric so that performance targets reflect current industry conditions, taking into account that the Company operates in the residential and commercial construction industry, which is heavily dependent upon external factors, including construction starts; interest rates; inflation; employment levels; personal income growth; housing demand; availability and pricing of mortgage financing; financial, political system and credit market stability; federal, state and local tax rates; deductibility of mortgage loan interest payments; government energy efficiency codes; credit availability; rising home prices; and severe weather conditions, such as unusually prolonged cold conditions, rain, flooding, blizzards or hurricanes.

The Compensation Committee currently uses Adjusted EBITDA as our financial performance metric because it believes that it provides an effective incentive to maximize an important short-term goal of improving operating profitability and aligns management awards with the short-term financial interests of our stockholders. The Compensation Committee believes Adjusted EBITDA is a useful measure of operating performance as it measures change in pricing decisions, cost controls and other factors that impact operating performance and removes the effect of our capital structure (primarily interest expense), asset base (primarily depreciation and amortization), items outside our control (primarily income taxes) and volatility related to the timing and extent of other activities such as asset impairments and non-core income and expenses. As the Company's acquisition strategy continues and the volume of total acquired business operations become larger, the Company will incur additional non-cash amortization expense. This non-cash adjustment impacts net income, which is another reason why the Compensation Committee continues to believe that Adjusted EBITDA is the most useful measure of profitability and indicator of the Company's financial health. The target set by the Compensation Committee is based on the annual budget approved by the Board and the annual and long-term business plan established at the beginning of each fiscal year, and is intended to be challenging but fair. The budget and business plan are based upon certain assumptions and estimates of the housing and commercial markets, Company growth objectives and overall economic conditions. The performance target established by the Compensation Committee in the first quarter is periodically adjusted throughout the year to account for completed acquisitions. The Compensation Committee expects to continue to re-assess the performance metrics and goal setting processes annually. See Additional Information Use of Non-GAAP Financial Measures for a reconciliation of Adjusted EBITDA to the most directly comparable GAAP measure.

Performance-Based Equity Incentives. A substantial component of our executive compensation program consists of rewards for long-term growth and enhancement of stockholder value through the use of performance-based incentive equity awards with an additional two year time-based vesting schedule. The Compensation Committee believes that long-term incentive compensation is an effective way to retain a strong executive team and provide them with incentives to focus on the Company's long-term success, aligning their interests with the long-term interests of our stockholders.

Table of Contents

Our 2014 Omnibus Incentive Plan provides for grants of stock options, stock appreciation rights, restricted stock, restricted stock units and other stock-based awards. This range of available equity awards provides the Compensation Committee the flexibility to grant appropriate types of awards under different circumstances, depending on our needs and objectives over time.

Beginning in 2017, to further align our executive compensation program with our performance, the Compensation Committee began granting incentive awards of restricted stock to our NEOs that are performance-based with an additional two year vesting period based on continued service. The Compensation Committee determined, for the reasons outlined in *Performance-Based Cash Incentives* above, to use a one-year performance metric of Adjusted EBITDA. In order to achieve a balance between the advisability of setting annual performance metrics and our compensation philosophy to align the interests of our NEOs with the long-term interests of our stockholders, the Compensation Committee added a time-vesting component to the performance-based awards. Performance-based restricted stock targets are based on a fixed number of shares, rather than a dollar amount, so that the value of the executive's award fluctuates with the price of our common stock. Performance-based restricted stock awards actually earned by an executive may be above or below the target award, based on the degree to which the performance metric is met. If the performance metric is achieved at least 80% and restricted stock is earned, it vests in equal installments over the next two years, generally subject to the NEO's continued employment on each applicable vesting date.

The Compensation Committee believes that adding the two-year vesting period to the performance-based restricted stock award serves as a valuable retention incentive for our NEOs, whose skills and experience are sought after within the industry. The Compensation Committee also believes that granting long-term restricted stock awards aligns the executive officers' interests directly with those of our stockholders, as the executive officers will realize greater or lesser value based on our stock price during the vesting period, which will parallel that of our stockholders over the same period. The Compensation Committee further believes the restricted stock awards focus our NEOs on our long-term performance and discourages excessive risk-taking in the short-term.

In the event of a change in control (as defined in the 2014 Omnibus Incentive Plan), the Compensation Committee may cause any unvested shares of restricted stock to be continued or assumed, to have new rights substituted therefor, to entitle the NEO to receive the same distribution as other shares of common stock in the change in control transaction or to be cancelled in exchange for cash. The Compensation Committee may also determine to accelerate vesting in connection with a change in control. If a named executive officer engages in detrimental activity, as defined in the 2014 Omnibus Incentive Plan, prior to or one year following vesting of any restricted stock, the Compensation Committee may direct that all unvested restricted stock be forfeited and that the executive pay to the Company the fair market value of vested restricted stock (valued as of the vesting date).

Section 4 What We Paid in 2018*2018 Base Salary*

The table below sets forth the base salaries for each of our NEOs as of December 31, 2018:

Table of Contents

Name	2018 Base Salary (\$)	Increase (\$)	Percent of Total Compensation (%)
Jeffrey W. Edwards	660,000	-	21.3
Michael T. Miller	330,000	-	26.2
Jay P. Elliott	385,000	-	27.4
W. Jeffrey Hire	300,000	2,940	56.0
Jason R. Niswonger	280,000	30,000	61.8

The Compensation Committee determined not to increase the base salaries of Messrs. Edwards, Miller and Elliott for 2018, determining to place more emphasis on performance-based compensation for these executives to further align their compensation with Company performance and stockholder value. Based in part on the recommendation of our Chief Executive Officer and Chief Financial Officer, the Compensation Committee determined to increase the base salaries of Messrs. Hire and Niswonger as a result of their increasing responsibilities and strong individual performance. Base salary increases became effective on April 1, 2018.

2018 Performance-Based Incentive Cash Awards

In consultation with our Chief Executive Officer and Chief Financial Officer, in February 2018, the Compensation Committee considered corporate goals and objectives for our named executive officers for the 2018 fiscal year. Based on management's strategic and operational goals and considering management's short- and long-term budgets and projections, the Compensation Committee established an Adjusted EBITDA target of \$182,435,506 as the 2018 performance metric for our NEOs' performance-based incentive awards, to be adjusted throughout the year for the forecasted impact of acquisitions during the performance period. The Compensation Committee found that the degree of difficulty of the target was significant though reasonable (as evidenced by the Company's attainment of less than 100% of the target), given the current business environment and considering that housing starts, while increasing, continue to fall short of levels seen prior to the most recent housing downturn.

The Compensation Committee approved the target performance-based incentive cash awards for each NEO as set forth in the table below. The target awards were increased for 2018 due to the Compensation Committee's desire to adjust the mix of executive compensation toward performance-based compensation and to encourage our executive team to continue to focus its efforts on increasing Company growth and stockholder value. The amount of an NEO's performance-based incentive cash award is based on the Company's achieved Adjusted EBITDA during the performance period as compared against the target. The incentive award earned is equal to the NEO's target incentive cash award set forth in the table below multiplied by the percentage of the Adjusted EBITDA target achieved. No incentive award is earned if the Company's actual Adjusted EBITDA during the performance period is less than 80% of the target, as adjusted for acquisitions. No maximum amount is established; however, even if target performance is achieved, the Compensation Committee retains the discretion to reduce the amount of the award. Unless otherwise determined by the Compensation Committee, payment of any incentive cash award is generally subject to the NEO remaining employed through the payment date. Incentive cash awards are subject to clawback under the terms of our recoupment policy.

In February 2019, the Compensation Committee met to review the results of the Company's financial performance against the target Adjusted EBITDA performance metric. The Company's final Adjusted EBITDA target, as adjusted for the impact of ten acquisitions during the performance period, was \$188,190,754. Actual Adjusted EBITDA was \$164,356,853, or approximately 87.34% of target.

In 2017, the Company established a financial wellness program for its employees. A key component of the program is encouraging employees to establish personal savings accounts at a financial institution of their choice, which the Company matches dollar for dollar up to \$1,000. The Compensation Committee discussed with management prior to the establishment of the financial wellness program in 2017, and again prior to establishing 2018 performance targets, the desire of Mr. Edwards, Mr. Miller and Mr. Elliott to forego their incentive cash awards for the 2018

Table of Contents

performance period to help offset the cost of the start-up expenses of the Company matching contribution. The Compensation Committee considered the costs of the financial wellness program, future funding for the program and the generosity of management and its dedication to meaningful employee retention programs. The Compensation Committee discussed with management that the executives would waive payment of any amounts to which they would have otherwise been eligible, no matter the extent to which performance metrics were satisfied, in favor of diverting such amounts to partially offset the cost to the Company of the program. After considering the aforementioned factors, the Compensation Committee approved the advance waiver of 2018 incentive cash awards by Messrs. Edwards, Miller and Elliott.

As a result of the Company match for the financial wellness program, we incurred approximately \$1.7 million of expense in 2018, which was partially offset by Messrs. Edwards, Miller and Elliott agreeing in advance to waive their 2018 performance-based incentive cash award payments of \$589,545, \$218,350 and \$296,956, respectively.

The following table shows each NEO's 2018 target incentive cash award, earned incentive cash award and paid incentive cash award, taking into account the decision by Messrs. Edwards, Miller and Elliott to waive their cash incentive awards to offset a portion of the costs of the employee financial wellness program:

Name	Target Cash Incentive (\$)	Target Cash Incentive as a Percentage of Salary (%)	Earned Cash Incentive (\$)	Earned Cash Incentive as a Percentage of Salary (%)	Earned Cash Incentive Paid (\$)
Jeffrey W. Edwards	675,000	102.3	589,545	89.3	-
Michael T. Miller	250,000	75.8	218,350	66.2	-
Jay P. Elliott	340,000	88.3	296,956	77.1	-
W. Jeffrey Hire	75,000	25.0	65,505	21.8	65,505
Jason R. Niswonger	80,000	28.6	69,872	25.0	69,872

The performance-based incentive cash awards paid to our NEOs for 2018 are included in the Non-Equity Incentive Plan Compensation column of the *Summary Compensation Table* below.

2018 Time-Based Equity Awards

Prior to 2017, in April of each year the Compensation Committee issued annual awards of time-based restricted stock to our executive officers, including our NEOs, for performance in the previous year, based on the Compensation Committee's subjective judgment of a number of factors, including the recommendations of our Chief Executive Officer and Chief Financial Officer, review of peer group data for competitive compensation practices, an assessment of the appropriate mix of short- and long-term awards, internal equity factors and the Company's financial and operating results. In 2017, the Compensation Committee moved from granting backward looking time-based restricted stock awards to granting forward looking performance-based restricted stock awards to our NEOs, as described below in 2018 Performance-Based Incentive Equity Awards, but continued the practice of granting annual awards of time-based restricted stock to other employees.

Consistent with this practice, on April 10, 2018, the Compensation Committee awarded Mr. Hire (who was not an executive officer) 1,108 shares of time-based restricted stock for 2017 performance. The restricted stock vests in three annual installments (April 20, 2019, April 20, 2020 and April 20, 2021). The award is generally subject to continued employment through each applicable vesting date. In the case of death, any unvested restricted stock automatically vests in full. The fair market value of the restricted stock on the grant date was \$62,103.

Table of Contents*2018 Performance-Based Incentive Equity Awards*

To further align our executive compensation program with our performance, the Compensation Committee grants performance-based incentive awards of restricted stock for our NEOs. The awards, if earned based on annual performance, are subject to two additional years of vesting.

In February 2018, the Compensation Committee met to consider and finalize the performance metric for our 2018 performance-based incentive equity awards. The Compensation Committee determined, for the reasons outlined in Section 3 Elements of Our Compensation Program Performance-Based Cash Incentives above, to use a one-year performance metric of Adjusted EBITDA. The target chosen by the Compensation Committee for the incentive equity award program was the same as that chosen for the incentive cash award program. In order to achieve a balance between setting an annual performance metric and its desire to align the interests of our NEOs with the long-term interests of our stockholders, the Compensation Committee added a time-vesting component to the performance-based awards. The performance-based restricted stock awards actually earned by an executive could be above or below the target award, based on the degree to which the performance metric was met. If the performance metric was achieved at least 80% and restricted stock earned, it would vest in equal installments over two years, generally subject to the NEO's continued employment on each applicable vesting date. Target awards are based on a number of shares rather than a dollar amount, so that the value of the award will fluctuate with the price of our common stock.

In February 2019, the Compensation Committee met to review the results of the Company's financial performance against the target performance metric. Consistent with the incentive cash award program, the Company's final Adjusted EBITDA target, as adjusted for the impact of ten acquisitions during the performance period, was \$188,190,754. Actual Adjusted EBITDA was \$164,356,853, or 87.34% of target.

The following table shows each NEO's 2018 target incentive equity award, earned incentive equity award and the target and actual grant date fair value of the awards:

Name	Target	Performance-	Earned	Earned
	Performance-	Based	Performance-	Performance-
	Based	Restricted	Based	Based
	Restricted	Stock	Restricted	Restricted
	Stock	Payout	Stock	Stock
	Grant	Date Fair	Grant	Grant Date
	Date Fair	Value	Date Fair	Fair Value
	Value		Value	
	(#)	(\$)	(#)	(\$)
Jeffrey W. Edwards	27,667	1,814,955	24,164	1,112,269
Michael T. Miller	10,365	679,944	9,053	416,710
Jay P. Elliott	10,670	699,952	9,319	428,954
W. Jeffrey Hire	1,524	99,974	1,331	61,266
Jason R. Niswonger	1,371	89,938	1,197	55,098

Executive Compensation Changes after December 31, 2018

2019 Base Salary Increases. The Compensation Committee made the following adjustments to the base salaries of our named executive officers, effective April 1, 2019, to more closely align the compensation of our executives with those of our peers and to compensate the NEOs for increased responsibilities, taking into consideration internal pay equity:

Table of Contents

Name	2018 Base Salary	2019 Base Salary	Increase
	(\$)	(\$)	(\$)
Jeffrey W. Edwards	660,000	680,000	20,000
Michael T. Miller	330,000	340,000	10,000
Jay P. Elliott	385,000	400,000	15,000
W. Jeffrey Hire	300,000	310,000	10,000
Jason R. Niswonger	280,000	290,000	10,000

2019 Performance-Based Cash Compensation. The Compensation Committee continued our performance-based incentive cash program for 2019 on substantially the same terms as the program approved by our stockholders in 2018. The amount of an NEO's performance-based incentive cash award is based on the Company's achieved Adjusted EBITDA during the performance period as compared against the target Adjusted EBITDA established by the Compensation Committee. The incentive award earned is equal to the NEO's target cash incentive award set forth in the table below multiplied by the percentage of the Adjusted EBITDA target achieved. No incentive award is earned if the Company's actual Adjusted EBITDA during the performance period is less than 80% of the target, as adjusted for acquisitions. The Compensation Committee retained the discretion to adjust the amount of the awards. Target amounts for 2019 were increased according to market pay practices and to reward our NEOs for the financial and operational success of the Company and increasing responsibilities in light of the number of acquisitions completed by the Company. Messrs. Edwards, Miller and Elliott have waived, in advance, payment of any incentive bonus that may be earned for 2019 to assist the Company in funding awards under the Company's newly-established foundation.

Name	2019 Target Bonus	2018 Target Bonus	Increase	2019 Target Bonus as Percent of Base Salary
	(\$)	(\$)	(\$)	(%)
Jeffrey W. Edwards	720,000	675,000	45,000	105.9
Michael T. Miller	280,000	250,000	30,000	82.4
Jay P. Elliott	350,000	340,000	10,000	87.5
W. Jeffrey Hire	100,000	75,000	25,000	32.3
Jason R. Niswonger	100,000	80,000	20,000	34.5

2019 Performance-Based Equity Compensation. The Compensation Committee determined that each named executive officer is eligible to receive the target number of shares of restricted stock set forth in the table below, based on the achievement of performance goals. The financial performance metric and terms of the equity award program are the same as those used for the performance-based incentive cash program described under *2019 Performance-Based Cash Compensation* above. If an award of restricted stock is earned at the end of the performance period, the restricted stock will vest in two equal installments on April 20, 2021 and April 20, 2022, generally subject to the NEO's continued employment on the applicable vesting date. The restricted stock vests automatically in full in the event of an NEO's death. The Compensation Committee has discretion to adjust any award, even if fully earned.

Table of Contents

Name	2019 Performance-Based	Fair Market Value on
	Restricted Stock Target	Grant Date
	(#)	(\$)
Jeffrey W. Edwards	43,811	2,000,000
Michael T. Miller	15,334	700,000
Jay P. Elliott	16,429	750,000
W. Jeffrey Hire	2,519	115,000
Jason R. Niswonger	2,409	110,000

Section 5 Other Compensation and Policies*Executive Benefits and Perquisites*

The Company offers no perquisites to our NEOs that are not generally available to salaried employees, other than auto leases or allowances (including insurance) and cell phones. Such perquisites do not pay a significant role in our executive compensation program. The perquisites and other benefits provided to our named executive officers are set forth in the All Other Compensation column of the *Summary Compensation Table* below. From time to time, our NEOs may travel by chartered aircraft services to facilitate travel that is directly related to the performance of their duties.

Post-Termination Compensation

We do not have severance or change-in-control arrangements with our named executive officers, except for Mr. Edwards. If an NEO's employment is terminated due to retirement or disability (or death, in the case of equity awards granted prior to 2017), the Compensation Committee may, in the exercise of its discretion, determine to accelerate vesting of restricted stock awards and to waive any limitations placed on performance-based cash awards. Beginning in 2017, if an NEO's employment is terminated due to the executive's death, all earned but unvested restricted stock awards automatically vest in full.

The Company has entered into an employment agreement with Mr. Edwards, the terms of which are more fully described below under the caption Employment Agreement with Jeffrey W. Edwards. Under the terms of his employment agreement, Mr. Edwards is entitled to certain severance benefits in the event his employment is terminated by the Company without Cause or by Mr. Edwards for Good Reason, as defined in the employment agreement. These benefits include salary continuation and payment of certain performance-based incentive awards. Details of the arrangement with Mr. Edwards are described under Potential Payments Upon Termination or Change in Control below. We have entered into non-compete agreements with all of our named executive officers.

Retirement / Post-Employment Benefits

The Company does not provide any retirement programs or similar benefits to its NEOs other than our 401(k) program, which is generally available to all of our employees.

Equity Grant Practices

The Compensation Committee's practice has been to grant equity awards to our NEOs during the first quarter of each year. We do not engage in the practice of timing grants with the release of non-public information. In 2018, we did not grant any stock options or other stock-based compensation, other than restricted stock.

Table of Contents

Tax Considerations

Section 162(m) of the Internal Revenue Code (Section 162(m)) generally limits the deductibility of compensation paid to a public company s covered employees (as defined by Section 162(m), generally, our current and former named executive officers) to \$1 million per covered employee during any fiscal year. The deduction limitations under Section 162(m) do not apply during a reliance period under the Treasury Regulations under Section 162(m) for companies that have recently become public companies. Under the reliance period exception, Section 162(m) did not apply to our compensation deductions until 2018.

Prior to enactment of the legislation known as the Tax Cuts and Jobs Act of 2017 (the Tax Act), the \$1 million deduction limit did not apply to compensation that was performance-based. The Tax Act repealed the exemption from Section 162(m) s deduction limit for performance-based compensation. However, the Tax Act provided transition relief for certain arrangements in effect on November 2, 2017 and not modified in any material respect on or after that date. Future compensation paid to our NEOs in excess of \$1 million may not be deductible unless it qualifies for the transition relief.

The Compensation Committee believes that its primary responsibility is to provide a compensation program that attracts, retains and rewards executives necessary for our success. The Compensation Committee believes that the total compensation program for our executive officers should be managed in accordance with the objectives outlined in the Company s compensation philosophy and in the best overall interests of the Company s stockholders. The Compensation Committee generally will continue to emphasize performance-based compensation. The Compensation Committee considers deductibility to be only one factor in determining executive compensation, and will maintain the flexibility to award compensation that it determines to be consistent with the objectives of our executive compensation program, even if the awards are not fully tax deductible. The Compensation Committee expects in the future and maintains the discretion to authorize compensation in excess of \$1 million to NEOs that will not be deductible under Section 162(m) when it believes doing so is in the best interests of the Company and our stockholders.

Tax Gross-Ups

We do not provide tax gross-ups for perquisites provided to our NEOs, and none of our NEOs received a tax gross-up for any benefits in 2018.

Stock Ownership Guidelines

The Compensation Committee has established a Stock Ownership Policy for Executive Officers for the purpose of requiring executives to hold our common stock in a multiple of base salary to strengthen their alignment with the interests of our stockholders and promote achievement of long-term business objectives:

Position	Stock Ownership Level
Chief Executive Officer	5 times base salary
Chief Financial Officer	3 times base salary
Chief Operating Officer	3 times base salary
Chief Accounting Officer and Treasurer	1 times base salary

Edgar Filing: Installed Building Products, Inc. - Form DEF 14A

President, External Affairs	1 times base salary
Senior Vice President, Finance & Investor Relations	1 times base salary

If an executive chooses to meet the ownership requirement using shares of common stock issued under the Company's incentive plan, the stock is valued for purposes of meeting the requirement at the greater of the value of

Table of Contents

the common stock on the grant date or the date on which ownership is measured (the last trading day of the year of measurement). Only fully vested shares may be counted for purposes of the ownership requirement. An executive has five years from the date of his or her first being named as an executive officer to meet this requirement. If an executive officer does not meet the ownership requirement at a measurement date, he or she is prohibited from selling any of our common stock, and fifty percent (50%) of his or her annual incentive bonus will be paid in the form of common stock in lieu of cash. All of our executive officers either currently own shares in excess of these requirements or are on an appropriate track to meet the requirements within the five year time frame of their first becoming an executive officer.

Recoupment Policy

In 2017, the Board of Directors adopted an incentive compensation and other compensation recoupment policy, or clawback policy, the purpose of which is to deter our executives from taking actions that could potentially harm the Company and our stockholders. The clawback policy applies to all incentive cash and equity compensation awards (and all other compensation) granted on or after the effective date of the policy to any current or former executive officer, including our named executive officers. Under the policy, if we are required to restate our financial statements due to material noncompliance with financial reporting requirements under the securities laws where the restatement was caused, or substantially caused, by the intentional misconduct of the executive officer, then the amount, if any, of the incentive-based cash and equity compensation paid during the three-year period preceding the restatement in excess of what would have been paid under the restatement is subject to recoupment.

In addition, if the Compensation Committee reasonably determines that an executive officer has engaged in grossly negligent or intentional misconduct that was a significant contributing factor to an accounting restatement, any significant increase in the value of such executive's incentive compensation or any substantial financial or reputational harm to the Company, the Compensation Committee may (i) recover any incentive-based cash and equity compensation awards or other compensation of any kind granted on or after the effective date of the policy and paid prior to the date of determination, (ii) cancel any compensation of any kind not paid or otherwise settled prior to the date of the determination, and (iii) withhold or eliminate any compensation of any kind that could be paid or awarded after the date of determination. The Compensation Committee may also dismiss the executive officer, authorize legal action against him or her for breach of fiduciary duty or other violation of law, and/or take such other action as the Compensation Committee may deem appropriate.

Table of Contents**EXECUTIVE COMPENSATION****Executive Compensation Tables***Summary Compensation Table*

The following table contains information regarding the compensation paid to or earned by each of our named executive officers during the three most recently completed fiscal years (compensation is shown with respect to 2017 and 2016 for individuals who were named executive officers in such years):

Name and Principal Position	Year	Salary (\$)	Stock Awards (\$)⁽¹⁾	Non-Equity Incentive Plan Compensation (\$)⁽²⁾	All Other Compensation (\$)⁽³⁾	Total (\$)
Jeffrey W. Edwards President, Chief Executive Officer and Chairman	2018	660,000	1,814,955	589,545	29,771	3,094,271
	2017	660,000	3,392,821	508,125	31,761	4,592,707
<i>Michael T. Miller</i> <i>Executive Vice President and Chief Financial Officer</i>	2016	642,923	958,006	-	28,190	1,629,119
	2018	336,346	679,944	218,350	23,038	1,257,678
Jay P. Elliott Chief Operating Officer	2017	330,000	1,260,921	178,860	15,391	1,785,172
	2016	321,462	393,908	-	18,383	733,753
<i>W. Jeffrey Hire</i> <i>President, External Affairs</i>	2018	385,000	699,952	296,956	20,951	1,402,859
	2017	385,000	1,211,989	256,095	20,579	1,873,663
Jason R. Niswonger Senior Vice President, Finance & Investor Relations	2016	375,038	323,544	90,000	17,764	806,347
	2018	299,152	162,077	65,505	9,445	536,179
	2018	271,346	89,938	69,872	21,815	452,971
	2017	241,464	122,668	50,813	18,916	433,860

- (1) For the 2018 fiscal year, amounts in this column represent the aggregate grant date fair value of time-based restricted stock awards granted April 10, 2018 to Mr. Hire based on 2017 performance and performance-based restricted stock awards granted February 21, 2018 to all NEOs based on 2017 performance metrics assuming the achievement of the performance criteria computed in accordance with Financial Accounting Standards Board Accounting Standards Codification Topic 718, Compensation-Stock Compensation (FASB ASC Topic 718). The grant date fair value was determined by multiplying the number of shares of the underlying common stock by the closing stock price of \$56.05 and \$65.60, respectively, on the grant dates of April 10, 2018 and February 21, 2018, respectively (see table below for each component of the *Stock Awards* column for 2018). For additional information regarding the assumptions made in calculating these amounts, see Notes 2 and 11 to the consolidated financial statements included in the Company's Annual Report. See *2018 Performance-Based Equity Awards* and *2018 Time-Based Equity Awards* above and *Grants of Plan-Based Awards for 2018* and *Potential Payments Upon Termination or Change in Control* below for more information concerning the time-based restricted stock and performance-based restricted stock awarded to the NEOs in 2018.

Table of Contents

The following table provides additional detail on the stock awards granted to Mr. Hire on April 10, 2018, which was based on 2017 performance and the stock awards granted to all NEOs on February 21, 2018 based on performance in 2017:

Name	Time-Based		Performance-Based		Total Stock Awards Grant Date Fair Value
	Restricted Stock Award (#)	Restricted Stock Award Grant Date Fair Value (\$)	Restricted Stock Target (#)	Restricted Stock Potential Payout Grant Date Fair Value (\$)	
Jeffrey W. Edwards	-	-	27,667	1,814,955	1,814,955
Michael T. Miller	-	-	10,365	679,944	679,944
Jay P. Elliott	-	-	10,670	699,952	699,952
W. Jeffrey Hire	1,108	62,103	1,524	99,974	162,077
Jason R. Niswonger	-	-	1,371	89,938	89,938

(2) The amounts in this column represent the performance-based annual cash incentives earned by our NEOs in the applicable fiscal year. These amounts were not actually paid to Messrs. Edwards, Miller and Elliott, who agreed in advance to waive their 2018 performance-based cash award payments in order to partially offset the Company's expense under the financial wellness program. Consequently, despite the fact that the performance was satisfied at 87.34% of target, Messrs. Edwards, Miller and Elliott actually received a payout of \$0, \$0 and \$0, respectively, with the waived amounts of \$589,545, \$218,350 and \$296,956, respectively, being used to offset the cost of the Company match under the financial wellness program. See 2018 Performance-Based Cash Incentive Awards above for more information concerning our 2018 annual performance-based cash incentive program.

(3) The following table describes each component of the All Other Compensation column for 2018:

Name	Company Car (\$)	Company Paid Car Insurance (\$)	Company Paid Parking (\$)	401(K) Match (\$)	Company Paid Mobile Phone (\$)	All Other Compensation (\$)
Jeffrey W. Edwards	23,486	1,429	-	1,477	3,378	29,771
Michael T. Miller	15,896	1,429	960	4,603	689	23,038
Jay P. Elliott	12,082	1,429	1,920	4,156	1,364	20,951
W. Jeffrey Hire	-	1,429	1,920	4,625	1,471	9,445
Jason R. Niswonger	15,755	1,429	1,920	1,954	756	21,815

Grants of Plan-Based Awards for 2018

The following table contains information regarding grants of plan-based incentive awards granted to each of our NEOs for 2018 under our 2014 Omnibus Incentive Plan:

[IBP 2019 Proxy](#)

57

Table of Contents

Name	Grant Date	Estimated Future Payments Under Non-Equity Incentive Plan Awards ⁽¹⁾			Estimated Future Payments Under Equity Incentive Plan Awards ⁽²⁾			All Other Stock Awards: Number of Shares of Stock ⁽³⁾	Grant Date Fair Value of Awards ⁽⁴⁾
		Threshold (\$)	Target (\$)	Maximum (\$)	Threshold (#)	Target (#)	Maximum (#)		
Jeffrey W. Edwards		540,000	675,000	-					
Performance-Based	2/21/2018				22,134	27,667	-	1,814,955	
Michael T. Miller		200,000	250,000	-					
Performance-Based	2/21/2018				8,292	10,365	-	679,944	
Jay P. Elliott		272,000	340,000	-					
Performance-Based	2/21/2018				8,536	10,670	-	699,952	
W. Jeffrey Hire		60,000	75,000	-					
Performance-Based	2/21/2018				1,219	1,524	-	99,974	
Restricted Stock	4/10/2018						1,108	62,103	
Jason R. Niswonger		64,000	80,000	-					
Performance-Based	2/21/2018				1,097	1,371	-	89,938	

⁽¹⁾ The amounts shown reflect the threshold and target amounts that each named executive officer was eligible to receive for 2018 based on achievement of the Adjusted EBITDA performance target established by the Compensation Committee. No maximum award was established. Actual payouts are reported in the *Summary Compensation Table* under the heading Non-Equity Incentive Plan Compensation. The material terms of the 2018 non-equity incentive awards are described above under 2018 Performance-Based Cash Incentive Awards, and a reconciliation of Adjusted EBITDA to the most directly comparable GAAP measure may be found under the heading Additional Information Use of Non-GAAP Financial Measures. In accordance with a prior decision made by the Compensation Committee, even though the performance target in 2018 was satisfied at 87.34% of target, given Messrs. Edwards, Miller and Elliott's desire to contribute to the financial wellness program for our employees, Messrs. Edwards, Miller and Elliott received a payout of \$0, \$0 and \$0, respectively, with \$589,545, \$218,350 and \$296,956, respectively, being used to offset the cost of the Company match under the financial

wellness program for 2018.

- (2) The amounts shown reflect the threshold and target amounts that each named executive officer was eligible to receive for 2018 based on achievement of the Adjusted EBITDA performance target established by the Compensation Committee. No maximum award was established. Actual payouts are reported in the footnote to the *Summary Compensation Table*. The material terms of the 2018 equity incentive awards are described above under 2018 Performance-Based Equity Awards, and a reconciliation of Adjusted EBITDA to the most directly comparable GAAP measure may be found under the heading Additional Information Use of Non-GAAP Financial Measures.
- (3) Shares of time-based restricted stock awarded April 10, 2018 that vest in three equal installments (rounded to the nearest whole share) on each of April 20, 2019, 2020 and 2021, generally subject to the NEO's continued employment on the applicable vesting date.
- (4) The grant date fair value was determined by multiplying the closing price of the Company's common stock on February 21, 2018 and April 10, 2018 (\$65.60 and \$56.05, respectively) by the number of shares awarded. For additional information regarding the assumptions made in calculating these amounts, see Notes 2 and 11 to the consolidated financial statements included in the Company's Annual Report. The award of time-based restricted stock made in April 2018 to Mr. Hire was based on 2017 performance and the awards of performance-based restricted stock made in February 2018 to our NEOs were based on 2018 performance.

Table of Contents*Outstanding Equity Awards Table*

The following table contains information regarding outstanding equity awards held by each of our NEOs as of December 31, 2018:

Name	Grant Date	Number of Shares or Units of Stock that Have Not Vested (#)	Market Value of Shares or Units of Stock that Have Not Vested (\$) ⁽¹⁾	Stock Awards	
				Equity Incentive Plan Awards: Number of Unearned Shares or Units of Stock that Have Not Vested (#)	Equity Incentive Plan Awards: Market or Payout Value of Unearned Shares or Units of Stock that Have Not Vested (#) ⁽¹⁾
Jeffrey W. Edwards	(2) 4/7/2016	11,836	398,755		
	(3) 2/23/2017	34,007	1,145,696		
	(4) 4/19/2017	21,511	724,706		
	(5) 2/21/2018			24,164	814,085
Michael T. Miller	(2) 4/7/2016	4,867	163,969		
	(3) 2/23/2017	12,888	434,197		
	(4) 4/19/2017	7,833	263,894		
	(5) 2/21/2018			9,053	304,996
Jay P. Elliott	(2) 4/7/2016	3,997	134,659		
	(3) 2/23/2017	12,888	434,197		
	(4) 4/19/2017	5,202	175,255		
	(5) 2/21/2018			9,319	313,957
W. Jeffrey Hire	(2) 4/7/2016	797	26,851		
	(4) 4/19/2017	796	26,817		
	(5) 2/21/2018			1,331	44,841
	(6) 4/10/2018	1,108	37,329		
Jason R. Niswonger	(2) 4/7/2016	604	20,349		
	(3) 2/23/2017	1,437	48,413		
	(4) 4/19/2017	643	21,663		
	(5) 2/21/2018			1,197	40,327

- (1) The market value of unearned stock which has not vested was determined by multiplying the closing price of the Company's common stock on December 31, 2018 (\$33.69) by the number of shares of unvested stock.
- (2) Shares awarded April 7, 2016, which vest on April 20, 2019.
- (3) Although the performance criteria was satisfied for the 2017 performance period, the shares remain subject to a vesting schedule. The shares vest in two equal installments (rounded to the nearest whole share) on April 20, 2019 and 2020.
- (4) Shares awarded April 19, 2017, which vest in two equal installments (rounded to the nearest whole share) on April 20, 2019 and 2020.

Table of Contents

(5) Although the performance criteria was satisfied for the 2018 performance period, the shares remain subject to a vesting schedule. The shares vest in two equal installments (rounded to the nearest whole share) on April 20, 2020 and 2021.

(6) Shares awarded April 10, 2018, which vest in three equal installments (rounded to the nearest whole share) on April 20, 2019, 2020 and 2021.

Stock Vested as of December 31, 2018

The following table contains information regarding equity awards held by each of our NEOs that vested during the fiscal year ended December 31, 2018:

Name		Stock Awards	
		Number of Shares Acquired on Vesting (#)	Value Realized on Vesting (\$)
Jeffrey W. Edwards	(1)	4,589	275,569
	(2)	22,591	1,248,153
Michael T. Miller	(1)	1,912	114,816
	(2)	8,782	485,206
Jay P. Elliott	(1)	2,294	137,755
	(2)	9,604	530,621
W. Jeffrey Hire	(2)	1,195	71,760
Jason R. Niswonger	(2)	926	51,162

- (1) The value realized on vesting was determined by multiplying the closing price of our common stock on the vesting date of March 31, 2018 (\$60.05) by the number of shares acquired on vesting.
- (2) The value realized on vesting was determined by multiplying the closing price of our common stock on the vesting date of April 20, 2018 (\$55.25) by the number of shares acquired on vesting.

Pension Benefits

We do not provide any qualified or nonqualified defined pension benefit plans for our NEOs. The Compensation Committee may elect to adopt such plans in the future if it determines that doing so best serves our compensation

philosophy and objectives.

Non-Qualified Deferred Compensation

We do not provide any deferred compensation programs or benefits for our named executive officers, but the Compensation Committee may elect to do so in the future.

Table of Contents

Employment Agreements, Severance and Change in Control Benefits

Employment Agreement with Jeffrey W. Edwards

Prior to November 1, 2013, Mr. Edwards served as a consultant and non-employee officer to the Company. On November 1, 2013, we entered into an employment agreement with Mr. Edwards pursuant to which he agreed to continue to serve as our Chief Executive Officer and President for an initial employment term through November 1, 2016, with automatic one-year renewals, unless either party provides at least 90 days' prior notice of non-renewal. The agreement provides Mr. Edwards with a minimum annual base salary of \$600,000, subject to adjustment by the Compensation Committee, and an opportunity to participate in our annual incentive programs, as well as our employee benefit plans and programs in effect from time to time.

Mr. Edwards' employment agreement was amended on November 1, 2016 to extend his initial employment term to November 1, 2019 and to provide that Mr. Edwards must give 90 days' prior written notice of a voluntary termination of employment without "Good Reason" (as defined in the employment agreement).

Mr. Edwards is required to devote the amount of his business time necessary to conduct our business and affairs, and to use his best efforts to perform faithfully his duties and responsibilities as our Chief Executive Officer and President. However, to the extent such activities do not create a conflict of interest or substantially interfere with the performance of Mr. Edwards' duties and responsibilities to the Company, he may (i) manage his personal and family financial and legal affairs, (ii) participate in charitable, civic, educational, professional, community and industry affairs (including serving on boards or committees of such entities), (iii) serve on the boards of the Salvation Army and the Columbus Museum of Art and (iv) continue to engage in non-competitive operational activities for a real estate development business in which he participated prior to entering into his employment agreement with us.

Mr. Edwards is entitled to receive certain severance benefits in the event of termination of his employment by us without "Cause" or if Mr. Edwards terminates his employment for "Good Reason," in each case as defined in the employment agreement. See "Potential Payments Upon Termination or Change in Control" below for a summary of these severance benefits. In the event of Mr. Edwards' termination for any reason, we are required to pay him for his accrued and unpaid vacation as of the date of termination.

While employed and for two years after termination of his employment, Mr. Edwards is subject to non-competition and customer and employee non-solicitation restrictions as well as confidentiality restrictions that last during his employment and thereafter.

Potential Payments Upon Termination or Change in Control

As described above in "Employment Agreement with Jeffrey W. Edwards," we entered into an employment agreement with Mr. Edwards that provides certain benefits in the event of a termination of his employment under certain circumstances. None of our other named executive officers are entitled to benefits (other than vested benefits and awards) upon a resignation, termination or a change in control, except that if an NEO's employment is terminated due to retirement or disability (or death, in the case of equity awards granted prior to 2017), the Compensation Committee may, in the exercise of its discretion, determine to accelerate vesting of restricted stock awards and to waive any

limitations placed on performance-based cash awards. Beginning in 2017, if an NEO's employment is terminated due to the executive's death, all earned but unvested restricted stock awards automatically vest in full. Our 2014 Omnibus Incentive Plan does not provide for automatic acceleration of vesting of any incentive-based awards in the event of a change in control.

Payments upon Termination of Mr. Edwards without Cause or Resignation for Good Reason

If we terminate Mr. Edwards without Cause or Mr. Edwards terminates his employment for Good Reason, then subject to his compliance with certain restrictive covenants and upon his signing a release of claims, we are required

Table of Contents

to pay Mr. Edwards (i) base salary continuation payments for 18 months; (ii) any earned unpaid annual incentive bonus with respect to the performance year prior to the year of termination; and (iii) a pro-rated incentive bonus for the year of termination based upon the Company's actual performance. If termination occurs within two years following a change in control (other than as a result of a sale of all of Mr. Edwards' equity interests in the Company), then Mr. Edwards is entitled to receive the severance benefits described in the foregoing sentence, except that base salary continuation payments will be made for 24 months.

Cause generally means: (i) conviction of or a plea of guilty to a felony; (ii) willful commission of an act of fraud, dishonesty or other willful misconduct in the course of Mr. Edwards' duties having a significant adverse effect on the Company; (iii) willful failure to perform prescribed duties after the Company has delivered a written demand for performance; or (iv) any material breach by Mr. Edwards of the employment agreement that remains uncured for 30 days.

Good Reason generally means any of the following events with respect to Mr. Edwards occurring without his consent: (i) a material diminution in base salary; (ii) a material diminution in duties, authorities or responsibilities; (iii) a relocation of a primary work location by more than 50 miles; or (iv) any material breach by the Company of the employment agreement.

The following table shows the value of the termination payments Mr. Edwards would receive if (i) we terminated him without Cause or he terminated his employment for Good Reason, and (ii) we terminated him without Cause or he terminated his employment for Good Reason following a change in control, in each case on December 31, 2018, excluding distributions under our 401(k) plan and any additional benefits generally available to our salaried employees:

Name	Termination Without Cause or for Good Reason (Base Salary for 18 Months) (\$)	Termination Without Cause or for Good Reason in Connection with Change in Control (Base Salary for 24 Months) (\$)
Jeffrey W. Edwards	990,000	1,320,000

Payments to NEOs upon Death, Retirement or Disability

The following table summarizes the value of unvested restricted stock that would vest in the event of an NEO's death, assuming such death occurred on December 31, 2018, and further assuming that the Compensation Committee elected to accelerate vesting of pre-2017 restricted stock awards. The value was determined by multiplying the closing price of our common stock on December 31, 2018 (\$33.69) by the number of shares that would have vested on such date.

Name

Unvested Restricted Stock

	(\$)
Jeffrey W. Edwards	3,083,241
Michael T. Miller	1,167,055
Jay P. Elliott	1,058,068
W. Jeffrey Hire	135,838
Jason R. Niswonger	130,751

Table of Contents

If an NEO's employment is terminated due to death, retirement or disability, the Compensation Committee may also, in the exercise of its discretion, determine to waive any limitations placed on performance-based incentive cash awards.

Chief Executive Officer Pay Ratio

Pay Ratio

The Dodd-Frank Reform and Consumer Protection Act requires that we provide information about the ratio of the annual total compensation of our employees (other than our CEO) to the annual total compensation of our CEO, Mr. Edwards. For 2018, the annual total compensation of our median employee was \$48,802, and the annual total compensation of Mr. Edwards was \$3,094,271. The ratio of the annual total compensation of our CEO to the median of the annual total compensation of all employees (other than Mr. Edwards) for 2018 was approximately 63 to 1.

We believe it is important to note that the compensation of Mr. Edwards shown in the *Total* column of the *Summary Compensation Table* included in this Proxy Statement includes an annual incentive amount of \$589,545 that Mr. Edwards elected not to receive and directed to offset the cost of the Company's employee financial wellness plan. Taking into account Mr. Edwards' decision to redirect his 2018 annual incentive payment, our CEO's annual compensation would be \$2,504,726 for 2018, which would have produced a ratio of approximately 51 to 1.

We believe the ratios referenced above are reasonable estimates calculated in accordance with Regulation S-K Item 402(u), which allows the use of a variety of assumptions, adjustments, methodologies and estimates. The ratios may not be capable of comparison to the ratios reported by our peer group or by any other company.

The methodology and the material assumptions, adjustments, and estimates that we used for this calculation were as follows:

We determined that, as of our testing date of December 31, 2018, our employee population consisted of approximately 7,477 employees, including our CEO. After taking into consideration the adjustments permitted by Regulation S-K, our measurable employee population was approximately 7,397 individuals.

With respect to the annual total compensation used to determine our median employee, we used a consistently applied compensation measure, which we applied separately for salaried and hourly employees. For salaried employees, we used base salary rate. For hourly employees, we estimated annual wages based on hourly wage rate and normal weekly schedule. For piece rate employees, we used earned production wages. For salespersons, wages included commissions. We annualized the compensation of employees who were employed on our December 31 testing date, but who worked less than a full year.

Once we identified our median employee, we combined all of the elements of the employee's compensation for 2018 in accordance with the requirements of Item 402(c)(2)(x) of Regulation S-K, resulting in annual total compensation of \$48,802. With respect to the annual total compensation of our CEO, we used the amount reported in the *Total* column of the *Summary Compensation Table* included in this Proxy Statement, and as adjusted in the manner described above.

Table of Contents

STOCK OWNERSHIP INFORMATION

Stock Ownership Table

The following table shows the beneficial ownership of our common stock as of March 31, 2019 by:

each person whom we know to beneficially own more than 5% of our outstanding common stock

each director

each named executive officer

all directors and executive officers as a group

Unless otherwise indicated, the address of each executive officer and director is c/o Installed Building Products, Inc., 495 South High Street, Suite 50, Columbus, Ohio 43215.

The number of shares of common stock beneficially owned by each stockholder is determined under certain SEC rules and is not necessarily indicative of ownership for any other purpose. Under these rules, beneficial ownership includes any shares as to which the stockholder has sole or shared voting power or investment power and any shares as to which the stockholder has the right to acquire beneficial ownership within 60 days after March 31, 2019, including any shares that could be purchased by the exercise of options or warrants. Each stockholder's percentage ownership is based on 29,971,963 shares of common stock outstanding as of March 31, 2019.

Unless otherwise indicated below, to our knowledge, all persons named in the table have sole voting and investment power with respect to their shares of our common stock.

Name of Beneficial Owner	Shares of Common Stock Beneficially Owned	
	Number	Percent
5% Stockholders:		
PJAM IBP Holdings, Inc. ⁽¹⁾	3,877,819	12.9

Edgar Filing: Installed Building Products, Inc. - Form DEF 14A

BlackRock, Inc. ⁽²⁾	3,334,247	11.1
Spruce House Investment Management LLC ⁽³⁾	2,800,000	9.3
Installed Building Systems, Inc. ⁽¹⁾	2,441,194	8.1
The Vanguard Group, Inc. ⁽⁴⁾	2,176,124	7.3
Directors and Named Executive Officers:		
Margot L. Carter ⁽⁵⁾	5,643	*
Jeffrey W. Edwards ⁽¹⁾⁽⁶⁾	6,963,560	23.2
Jay P. Elliott ⁽⁷⁾	63,650	*
W. Jeffrey Hire ⁽⁸⁾	42,975	*
Lawrence A. Hilsheimer ⁽⁵⁾	19,420	*
Janet E. Jackson ⁽⁵⁾	9,750	*
Michael T. Miller ⁽⁹⁾	165,369	*
Jason R. Niswonger ⁽¹⁰⁾	6,342	*
Robert H. Schottenstein ⁽⁵⁾	9,750	*
Michael H. Thomas ⁽⁵⁾	13,750	*
Vikas Verma ⁽¹¹⁾	240,860	*
Directors and Executive Officers as a Group (12 persons)	7,547,319	25.2

Table of Contents

- (1) Information reported is based on a Schedule 13G/A as filed with the SEC on February 8, 2019 reporting beneficial ownership as of December 31, 2018, as updated by Form 4s as filed with the SEC on February 28, 2019, March 11, 2019, March 12, 2019 and March 14, 2019, in which PJAM IBP Holdings, Inc. (PJAM) and IBP Holding Company, the sole shareholder of PJAM, reported shared voting and dispositive power over 3,877,819 shares of our common stock, Installed Building Systems, Inc. (IBS) reported shared voting and dispositive power over 2,441,194 shares of our common stock and Jeffrey W. Edwards reported (i) sole voting and dispositive power over 124,323 shares of our common stock, (ii) shared voting and dispositive power over 6,319,013 shares of our common stock directly held by PJAM and IBS, and (iii) shared voting and dispositive power over 520,224 shares of our common stock held by Judson S. Millhon, Jr. as Trustee. Mr. Edwards disclaims any beneficial ownership of such shares in which he does not have a pecuniary interest. The address for PJAM, IBP Holding Company, IBS and Jeffrey W. Edwards is 495 South High Street, Suite 150, Columbus, OH 43215.

- (2) Information reported is based on a Schedule 13G/A, as filed with the SEC on January 28, 2019, reporting beneficial ownership as of December 31, 2018, in which BlackRock, Inc. reported sole voting power over 3,287,508 shares of our common stock and sole dispositive power over 3,334,247 shares of our common stock. The address for BlackRock, Inc. is 55 East 52nd Street, New York, NY 10055.

- (3) Information reported is based on a Schedule 13G/A as filed with the SEC on February 14, 2018, reporting beneficial ownership as of December 31, 2017, in which Spruce House Investment Management LLC, Spruce House Capital LLC, The Spruce House Partnership LP, Zachary Sternberg and Benjamin Stein reported shared voting and dispositive power over 2,800,000 shares of our common stock. The address for Spruce House Investment Management LLC, Spruce House Capital LLC, The Spruce House Partnership LP, Zachary Sternberg and Benjamin Stein is 435 Hudson Street, 8th Floor, New York, NY 10014.

- (4) Information reported is based on a Schedule 13G/A as filed with the SEC on February 11, 2019, reporting beneficial ownership as of December 31, 2018, in which The Vanguard Group reported sole voting power over 46,288 shares of our common stock and shared voting power over 1,728 shares of our common stock and sole dispositive power over 2,131,280 shares of our common stock and shared dispositive power over 44,844 shares of our common stock. The address for The Vanguard Group is 100 Vanguard Blvd., Malvern, PA 19355.

- (5) Includes 989 shares of restricted stock that vest on May 30, 2019.

- (6) Includes 11,836 shares of restricted stock that vest on April 20, 2019, 21,511 shares of restricted stock that vest in equal installments (rounded to the nearest whole share) on each of April 20, 2019 and 2020, 34,007

shares of performance-based restricted stock that vest in equal installments (rounded to the nearest whole share) on April 20, 2019 and 2020 and 24,164 shares of performance-based restricted stock that vest in equal installments (rounded to the nearest whole share) on each of April 20, 2020 and 2021, generally subject to Mr. Edwards' continued employment on the applicable vesting date. These shares of restricted stock are included in the 124,323 shares reflected in note ⁽¹⁾ with respect to which Mr. Edwards has sole voting and dispositive power.

- (7) Includes 3,997 shares of restricted stock that vest on April 20, 2019, 5,202 shares of restricted stock that vest in equal installments (rounded to the nearest whole share) on each of April 20, 2019 and 2020, 12,888 shares of performance-based restricted stock that vest in equal installments (rounded to the nearest whole share) on April 20, 2019 and 2020 and 9,319 shares of performance-based restricted stock that vest in equal installments (rounded to the nearest whole share) on each of April 20, 2020 and 2021, generally subject to Mr. Elliott's continued employment on the applicable vesting date.

Table of Contents

- (8) Includes 797 shares of restricted stock that vest on April 20, 2019, 796 shares of restricted stock that vest in equal installments (rounded to the nearest whole share) on each of April 20, 2019 and 2020, 1,108 shares of restricted stock that vest in equal installments (rounded to the nearest whole share) on April 20, 2019, 2020 and 2021 and 1,331 shares of performance-based restricted stock that vest in equal installments (rounded to the nearest whole share) on each of April 20, 2020 and 2021, generally subject to Mr. Hire's continued employment on the applicable vesting date.
- (9) Includes 4,867 shares of restricted stock that vest on April 20, 2019, 7,833 shares of restricted stock that vest in equal installments (rounded to the nearest whole share) on each of April 20, 2019 and 2020, 12,888 shares of performance-based restricted stock that vest in equal installments (rounded to the nearest whole share) on April 20, 2019 and 2020 and 9,053 shares of performance-based restricted stock that vest in equal installments (rounded to the nearest whole share) on each of April 20, 2020 and 2021, generally subject to Mr. Miller's continued employment on the applicable vesting date. Includes 113,479 shares held in a trust of which Mr. Miller is the sole trustee and beneficiary and exercises sole voting and dispositive power.
- (10) Includes 604 shares of restricted stock that vest on April 20, 2019, 643 shares of restricted stock that vest in equal installments (rounded to the nearest whole share) on each of April 20, 2019 and 2020, 1,437 shares of performance-based restricted stock that vest in equal installments (rounded to the nearest whole share) on April 20, 2019 and 2020 and 1,197 shares of performance-based restricted stock that vest in equal installments (rounded to the nearest whole share) on each of April 20, 2020 and 2021, generally subject to Mr. Niswonger's continued employment on the applicable vesting date.
- (11) Includes 554 shares of restricted stock that vest in equal installments (rounded to the nearest whole share) on each of April 20, 2019, 2020 and 2021.

Section 16(a) Beneficial Ownership Reporting Compliance

Section 16(a) of the Securities Exchange Act of 1934 requires our executive officers, directors and persons who beneficially own more than ten percent of our common stock to file with the SEC reports of their initial stock ownership as well as changes in their stock ownership. Based solely on our review of the reports and other information, we believe that in 2018 our directors and executive officers who were subject to Section 16(a) timely met all applicable filing requirements except as follows: a Form 4 filed four days late on April 18, 2018 by each of W. Jeffrey Hire and Vikas Verma reporting the acquisition of restricted shares granted under the 2014 Omnibus Incentive Plan on April 10, 2018; and a Form 4 filed one day late on April 4, 2018 by each of Todd R. Fry and Jay P. Elliott reporting shares withheld to satisfy withholding obligations on vesting of restricted stock.

Table of Contents**Securities Authorized for Issuance under Equity Compensation Plans**

The following table sets forth information regarding the shares of our common stock issuable under our 2014 Omnibus Incentive Plan as of December 31, 2018. The plan authorizes the grant of stock options, stock appreciation rights, stock equivalent units, restricted stock, restricted stock units, bonus awards, performance shares, performance units and other stock-based awards. The aggregate number of shares of our common stock initially reserved for issuance under the plan was 3,000,000. As of December 31, 2018, there were 307,115 shares issuable pursuant to outstanding restricted stock awards granted under the plan, and 13,248 shares issuable pursuant to outstanding restricted stock units granted under the plan. No other equity-based awards have been issued.

	Number of Securities Remaining Available for Future Issuance under Equity Compensation Plans (#)
Equity compensation plans approved by security holders:	
2014 Omnibus Incentive Plan	2,382,441
Equity compensations not approved by stockholders	-
Total	2,382,441

Table of Contents

CERTAIN RELATIONSHIPS AND RELATED-PARTY

TRANSACTIONS

Jeff Edwards, Peter Edwards Jr., Anne Edwards and Michael Edwards, and the investment entities through which they directly and indirectly beneficially own shares of our common stock, are referred to throughout this section as the Edwards Investors. Peter Edwards Jr., Anne Edwards and Michael Edwards are the siblings of Jeff Edwards.

Related-Party Transactions

Certain of our operating subsidiaries install building products in the ordinary course of their businesses to entities affiliated with certain of our directors and executive officers. These transactions are performed on terms comparable to those that could be obtained in an arm's-length transaction with an unrelated third party and are approved and monitored by the Audit Committee. In 2018, these sales were to:

Edwards Investors affiliates, including Michael Edwards Building and Design, Inc., Multicon, Inc., Edwards Communities Construction Company, LLC and its affiliates, Duffy Homes, Inc. and its affiliates, Urban Five Construction, LLC and its affiliates and Tuttle Grove Limited Partnership and its affiliates: \$2.6 million.
M/I Homes, Inc. and its affiliates, including M/I Homes of Central Ohio, M/I Homes of Cincinnati and M/I Showcase Homes, for which Mr. Schottenstein, one of our directors, is the Chief Executive Officer: \$9.7 million.

Real Property Leases

Prior to May 2017, we leased our headquarters in Columbus, Ohio from 495 South High Street, L.L.C., an entity affiliated with the Edwards Investors. In May 2017, the property was sold to an unrelated third party and our headquarters building is now under a master lease between the new owner and The Edwards Companies, LLC, an entity affiliated with the Edwards Investors, to which we pay rent payments. Base rent payments for 2018 were \$273,500.

We lease two branch locations in Columbus, Ohio from Peter H. Edwards, an immediate family member of Jeff Edwards. Base rent payments for 2018 were \$143,300 and \$77,600, respectively.

We lease a branch location in Jacksonville, Florida from an entity in which J. Michael Nixon, one of our directors who retired in 2018, has a 33% interest. Base rent payments for 2018 were \$78,500.

We lease five locations in Marietta, Georgia (two), Charlotte, North Carolina and Universal City and Round Rock, Texas from entities in which Vikas Verma, one of our directors, has a 75% interest. Base rent payments for 2018 were \$170,800, \$61,800, \$75,500, \$121,700, and \$102,000, respectively. The Round Rock, Texas property was sold to an unrelated third party in December 2018.

In each case under the applicable lease, we are also obligated to pay our proportionate share of certain common area maintenance charges, taxes, insurance premiums and other costs of operation, depending on the terms of the lease.

Table of Contents

Estimating Agreement

Alpha Insulation and Water Proofing Company and Alpha Insulation and Water Proofing, Inc., two of our subsidiaries, are parties to an Independent Contract Agreement for job estimating services with an entity in which Vikas Verma, one of our directors, has a 75% interest. Prior to July 1, 2018, the annual fee under this agreement was \$388,800, subject to adjustment if the number of estimating jobs exceeds a prescribed amount. Due to an increased number of estimating jobs, the agreement was amended effective July 1, 2018 to provide that the annual fee is \$480,000, subject to further adjustment if the number of estimating jobs exceeds a prescribed amount. The agreement has an initial term of one year expiring on January 1, 2018, with automatic one-year extensions unless either party provides notice of intent to terminate at least 180 days in advance of the expiration of the then-current term. Payments in 2018 under this contract totaled \$480,000.

Share Repurchase

On November 5, 2018, as part of our stock buyback program, we entered into a share repurchase agreement with PJAM IBP Holdings, Inc. (PJAM) for the purchase of 150,000 shares of our common stock in a privately-negotiated transaction (the Share Repurchase). The aggregate purchase price for the Share Repurchase was approximately \$5.1 million, or \$34.11 per share, which was the last reported price of our common stock on November 2, 2018, less a discount of 3.0%. Jeff Edwards, our Chief Executive Officer, has beneficial ownership of the shares held by PJAM, an Edwards family entity.

Policies and Procedures for Related-Party Transactions

Our Board of Directors has adopted a Related-Party Transaction Policy (Policy) for the review and approval or ratification of certain related-party transactions. The Policy is administered by the Audit Committee with the assistance of our General Counsel, Chief Financial Officer and Chief Accounting Officer.

The Policy applies to any transaction, arrangement or relationship (or any series of similar transactions, arrangements or relationships) in which:

- the Company or one of our subsidiaries is a participant;
- the amount involved exceeds \$120,000; and
- a Related Party (as defined below) had, has or will have a direct or indirect material interest.

Any transaction meeting these criteria is a Related-Party Transaction.

Under the Policy, a Related Party is any person who: (i) is, or, at any time since the beginning of our last fiscal year, was, a director, executive officer or director nominee, or an immediate family member of any such person; or (ii) is

known by us to be the beneficial owner of more than 5% of our common stock, or an immediate family member of such person.

Prior to entering into a potential Related-Party Transaction, the Related Party (or the director, executive officer, nominee or 5% beneficial owner whose immediate family member is the Related Party) or any member of management aware of the transaction must provide notice of the facts and circumstances of the proposed transaction to our General Counsel, Chief Financial Officer or Chief Accounting Officer, who will assess whether the proposed transaction is subject to the Policy. If it is determined that the proposed transaction is a Related-Party Transaction, it is submitted to the Audit Committee for consideration at its next meeting. If it is not practicable or desirable to wait until the next Audit Committee meeting, the transaction may be submitted to the Chair of the Audit Committee for consideration (with any action taken by the Chair reported to the Audit Committee at its next regular meeting).

Table of Contents

When considering a proposed Related-Party Transaction, the Audit Committee reviews all of the relevant available facts and circumstances, including:

- the benefits of the transaction to the Company
- any impact on a director's independence
- the availability of other sellers or purchasers of comparable products or services
- the terms of the transaction
- whether the transaction is on terms comparable to those obtainable in an arm's-length transaction with an unrelated party
- the extent of the Related Party's interest in the transaction

The Audit Committee will approve a Related-Party Transaction if it determines that the transaction is in, or is not inconsistent with, the best interests of the Company and our stockholders. No member of the Audit Committee may participate in the consideration or approval of a transaction as to which he or she or any member of his or her immediate family is the Related Party.

If a director or a member of management becomes aware of a Related-Party Transaction that has not been approved by the Audit Committee, he or she must promptly notify our General Counsel, Chief Financial Officer or Chief Accounting Officer. If the transaction is pending or ongoing, it is submitted to the Audit Committee for review, and the Audit Committee will consider the relevant facts and circumstances and evaluate all options, including ratification, amendment or termination of the transaction. If the transaction is completed, the Audit Committee will determine if rescission of the transaction and/or disciplinary action is appropriate.

At least annually, the Audit Committee reviews all ongoing Related-Party Transactions that have a remaining term of more than six months. Based on the facts and circumstances and taking into consideration our contractual obligations, the Audit Committee will determine if it is in the best interests of the Company and our stockholders to continue, modify or terminate the Related-Party Transaction.

All of the transactions described in this section were approved by the Audit Committee in accordance with the Policy.

Table of Contents

**STOCKHOLDER PROPOSALS FOR THE 2020 ANNUAL
MEETING**

Pursuant to SEC rules, if a stockholder wishes to present a proposal to be included in our proxy statement for our 2020 Annual Meeting of Stockholders (the 2020 Annual Meeting), the proposal must be received in writing by our Corporate Secretary at Installed Building Products, Inc., 495 South High Street, Suite 50, Columbus, Ohio 43215 no later than December 20, 2019. Any such proposal may be included in our 2020 proxy statement if it complies with SEC rules.

In order to nominate a candidate for director at our 2020 Annual Meeting or to bring any other business before the 2020 Annual Meeting not to be included in our proxy statement, stockholders must comply with our Bylaws, which provide that stockholders wishing to nominate a candidate for director or to bring any other business before the 2020 Annual Meeting must provide notice no earlier than the close of business on January 31, 2020, and no later than the close of business on March 2, 2020. If the 2020 Annual Meeting is more than 30 days before, or more than 70 days after, the anniversary of this Annual Meeting, then notice must be received no earlier than the close of business 120 days prior to the 2020 Annual Meeting and no later than the close of business 90 days prior to the 2020 Annual Meeting (or 10 days following the date on which we publicly disclose the date of the 2020 Annual Meeting). All stockholder nominations and proposals must set forth the information specified in our Bylaws and must be submitted in writing to our Corporate Secretary, Installed Building Products, Inc., 495 South High Street, Suite 50, Columbus, Ohio 43215.

Under SEC rules, if a stockholder intends to present a proposal at the 2020 Annual Meeting that will not be included in our proxy statement and we do not receive written notice of the proposal on or before March 3, 2020, or if we meet other requirements of SEC rules, proxies solicited by the Board for the 2020 Annual Meeting will confer discretionary authority to vote on such proposal.

Under our Bylaws, if the number of directors to be elected at an annual meeting of stockholders is increased and we do not make a public announcement naming the nominees for the additional directorship(s) at least 100 days prior to the anniversary of the previous year's annual meeting, a stockholder nomination with respect to the additional directorship(s) shall be considered timely if delivered to our Corporate Secretary no later than 10 days following the date when we publicly announce the increase in the number of directors.

A copy of our Bylaws may be obtained without charge from our Corporate Secretary at Installed Building Products, Inc., 495 South High Street, Suite 50, Columbus, Ohio 43215, or may be found on our website at www.installdbldgproducts.com under the Investors section. A nomination or proposal that does not comply with our Bylaws and/or applicable SEC rules will be disregarded or excluded from our proxy materials in accordance with applicable SEC rules. Compliance with the above procedures does not necessarily require us to include the proposed nominee or proposal in our proxy materials. We reserve the right to omit from our proxy statements any proposals that we are not required to include under applicable SEC rules. Please carefully review our Bylaws and applicable SEC rules prior to submitting any nominations or proposals.

Table of Contents

ADDITIONAL INFORMATION

Householding of Proxy Materials

The SEC has adopted a householding rule concerning the delivery of proxy materials. It permits us, with your permission, to send a single set of proxy materials to any household at which two or more registered stockholders reside if we believe they are members of the same family. We intend to deliver only one copy of our proxy materials to multiple registered stockholders sharing the same address unless we have received contrary instructions from one or more of the stockholders. We will promptly deliver upon written or oral request a separate copy of our proxy materials to a stockholder at a shared address to which we provided a single copy. A stockholder who wishes to receive a separate copy of any of our proxy materials, or wishes to stop receiving separate copies of such materials, may make a request by writing to Computershare Investor Services, 462 South 4th Street, Suite 1600, Louisville, KY 40202 or by calling (781) 575-3100.

A number of brokerage firms have instituted householding. If you and members of your household have multiple accounts holding shares of our common stock, you may have received a householding notification from your broker, bank or other nominee. Please contact that organization if you have questions, require additional copies of our proxy materials or wish to revoke your decision to household.

Incorporation by Reference

Neither the Compensation Committee Report nor the Audit Committee Report included in this Proxy Statement is soliciting material, and is not deemed filed with the SEC. Neither shall be deemed incorporated by reference into any prior or future filings made by us with the SEC irrespective of any general incorporation language, except to the extent that we specifically incorporate such information by reference. This Proxy Statement includes several website addresses, which are intended to provide textual references only. The information contained on or accessible through these websites is not part of this Proxy Statement.

Availability of SEC Filings, Code of Ethics and Committee Charters

Copies of our reports filed with the SEC on Forms 10-K, 10-Q and 8-K, including amendments, our Code of Business Conduct and Ethics, the charters of our Board committees and reports of beneficial ownership of our common stock

filed by executive officers, directors and beneficial owners of more than 10% of our outstanding common stock are posted on our website at www.installdbldgproducts.com under the Investors section, or may be requested at no cost by telephone at (614) 221-3399, by email at InvestorRelations@installed.net or by mail at Installed Building Products, Inc., 495 South High Street, Suite 50, Columbus, Ohio 43215, Attention: Investor Relations Dept. A copy of our Annual Report is available without charge to our stockholders of record as of the record date upon written request to: Installed Building Products, Inc., 495 South High Street, Suite 50, Columbus, Ohio 43215, Attention: Investor Relations Dept.

Use of Non-GAAP Financial Measures

This proxy statement contains the non-GAAP financial measure of Adjusted EBITDA, which is not calculated in accordance with U.S. generally accepted accounting principles (GAAP). The reasons for the use of this measure

Table of Contents

and a reconciliation of Adjusted EBITDA to the most directly comparable GAAP measure and other information relating to this measure are included below.

Adjusted EBITDA measures performance by adjusting EBITDA for certain income or expense items that are not considered part of our core operations. We believe that this measure assists both management and the Compensation Committee in analyzing and benchmarking the performance and value of our business.

We believe the Adjusted EBITDA measure is useful to us as a measure of operating performance as it measures our pricing decisions, cost controls and other factors that impact operating performance, and removes the effect of our capital structure (primarily interest expense), asset base (primarily depreciation and amortization), items outside our control (primarily income taxes) and the volatility related to the timing and extent of other activities such as asset impairments and non-core income and expenses. Accordingly, we believe that this measure is useful for determining the general operating performance of our Company. Other companies may define Adjusted EBITDA differently and, as a result, our measure may not be directly comparable to measures of other companies. In addition, Adjusted EBITDA may be defined differently for purposes of covenants contained in our revolving credit facility or any future facility. Although we use the Adjusted EBITDA measure to assess the performance of our business, the use of the measure is limited because it does not include certain material expenses, such as interest and taxes, necessary to operate our business.

	Twelve months ended December 31,	
	2018	2017
Adjusted EBITDA:		
Net income (GAAP)	\$ 54,748	\$ 41,140
Interest expense	20,496	17,381
Provision for income taxes	17,438	14,680
Depreciation and amortization	58,725	55,141
EBITDA	151,407	128,342
Acquisition related expenses	2,674	3,201
Share based compensation expense	7,846	6,591
Financial Wellness Program	604	2,206
Write-off of uncertain tax position	-	713
Branch start-up costs	843	-
Retirement expense	824	-
Legal settlement	990	-
Gain on sale of assets	(831)	-
Adjusted EBITDA	\$ 164,357	\$ 141,053

Table of Contents

OTHER MATTERS

We are not aware of any other matters that will be presented for consideration at the Annual Meeting. If any other matters are properly brought before the meeting, the persons named as proxies will vote on such matters in accordance with their best judgment.

By Order of the Board of Directors

Shelley A. McBride
General Counsel and Secretary

April 18, 2019

Table of Contents

This proxy statement was printed in a facility that uses exclusively vegetable based inks, 100% renewable wind energy, and releases zero VOC s into the environment.

Table of Contents

Your vote matters here's how to vote!

You may vote online or by phone instead of mailing this card.

Online

Go to www.envisionreports.com/IBP or scan the QR code login details are located in the shaded bar below.

Phone

Call toll free 1-800-652-VOTE (8683) within the USA, US territories and Canada

Using a **black ink** pen, mark your votes with an **X** as shown in this example.

Please do not write outside the designated areas.

Save paper, time and money!

Sign up for electronic delivery at www.envisionreports.com/IBP

2019 Annual Meeting Proxy Card

q IF VOTING BY MAIL, SIGN, DETACH AND RETURN THE BOTTOM PORTION IN THE ENCLOSED ENVELOPE. q

A Proposals The Board of Directors recommends a vote FOR all the nominees listed and FOR Proposals 2 and 3.

1. Election of Directors:

For Against Abstain

+

- 01 - Jeffrey W. Edwards
- 02 - Lawrence A. Hilsheimer
- 03 - Janet E. Jackson

For Against Abstain

- 2. The ratification of the appointment of Deloitte & Touche LLP as our independent registered public accounting firm for the fiscal year ending December 31, 2019.
- 3. To approve, on a non-binding advisory basis, the compensation of our named executive officers.

B
Authorized Signatures This section must be completed for your vote to count. Please date and sign below.

Please sign exactly as name(s) appears hereon. Joint owners should each sign. When signing as attorney, executor, administrator, corporate officer, trustee, guardian, or custodian, please give full title.

Date (mm/dd/yyyy) Please print date Signature 1 Please keep signature Signature 2 Please keep signature
 below. within the box. within the box.
 / /

 1 U P X +

0318ME

Table of Contents

**The 2019 Annual Meeting of Stockholders of Installed Building Products, Inc. will be conducted as a virtual meeting on
May 30, 2019 at 10:00 a.m. Eastern Time, by means of a live webcast on the internet at
www.meetingcenter.io/293917036.**

To access the virtual meeting, vote your shares or submit questions during the virtual meeting, you must have the information that is printed in the shaded bar located on the reverse side of this form.

The password for this meeting is **IBP2019.**

Important notice regarding the Internet availability of proxy materials for the Annual Meeting of Stockholders.

The material is available at: www.envisionreports.com/IBP

Small steps make an impact.

Help the environment by consenting to receive electronic delivery, sign up at www.envisionreports.com/IBP

q IF VOTING BY MAIL, SIGN, DETACH AND RETURN THE BOTTOM PORTION IN THE ENCLOSED ENVELOPE. q

Proxy Installed Building Products, Inc.
Notice of 2019 Annual Meeting of Stockholders

+

Proxy Solicited by Board of Directors

Jeffrey W. Edwards and Michael T. Miller, or either of them, each with the power of substitution, are hereby authorized to represent and vote the shares of the undersigned, with all the powers which the undersigned would possess if personally present, at the Annual Meeting of Stockholders of Installed Building Products, Inc. to be held on May 30, 2019 or at any postponement or adjournment thereof.

This proxy, when properly executed, will be voted in the manner directed herein by the stockholder. If no direction is made, this proxy will be voted:

Edgar Filing: Installed Building Products, Inc. - Form DEF 14A

FOR the election of Jeffrey W. Edwards, Lawrence A. Hilsheimer and Janet E. Jackson as directors to serve for three-year terms;

FOR the appointment of Deloitte & Touche LLP as our independent registered public accounting firm for the fiscal year ending December 31, 2019; and

FOR the approval, on a non-binding advisory basis, of the compensation of our named executive officers.

In their discretion, the Proxies are authorized to vote upon such other business as may properly come before the meeting.

(Items to be voted appear on reverse side)

C Non-Voting Items

Change of Address Please print new address below. **Comments** Please print your comments below.



+